


2024 EDITION

Classic Line

MADE IN ITALY



HERMITAGE



**“D’un classico ogni rilettura
è una lettura di scoperta
come la prima.”**

“Reading classics is a discovery
at any time, just like the first time.”

Italo Calvino

Forme preziose e linee morbide arricchiscono gli accessori della linea Hermitage, creata per infondere fascino ed eleganza alle sale da bagno. La classicità di questa collezione rievoca stili del passato per infondere un’atmosfera ricca e sontuosa.

Precious forms and soft curves generate the Hermitage collection, specifically designed for elegant and prestigious bathrooms. This line is inspired by past classical styles to create rich and sophisticated atmospheres.



B3316





B9335 - B3302











B3309
B3310
B3311

LC77 - LC87



B3312 - B3301



B3331 - B3341





B3308

B3391

B3307





B3306
B3390

B3375



Huile de
Bain
à l'Essence de
Lin
100 ml
100%

B3387





HERMITAGE

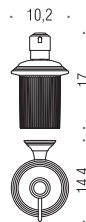
Classic Line



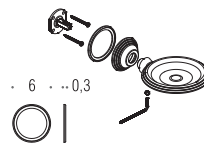
B3301
Porta sapone
Soap dish holder



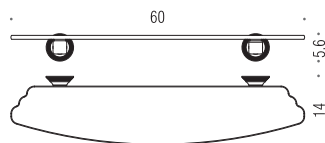
B3302
Porta bicchiere
Glass holder



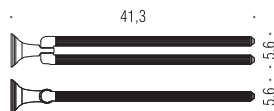
B9335
Spandisapone (L.0,30)
Soap dispenser



B3300
Ghiera **OPTIONAL**
Ring



B3316
Mensola
Shelf



B3312
Porta salvietta doppio a snodo
Double bar towel holder



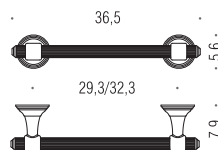
B3331
Porta salvietta ad anello
Ring towel holder



i
Reversibile
Reversible



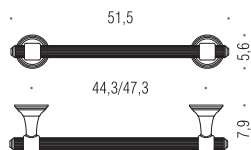
LC77
Appenditutto
Hook



B3309
Porta salvietta
Towel holder




i
Regolabili
Adjustable



B3310
Porta salvietta
Towel holder



i
Regolabili
Adjustable



B3311
Porta salvietta
Towel holder



i
Regolabili
Adjustable



LC87
Appenditutto
Hook



Materiale
Material

Ottone / Cromall®
Brass / Cromall®

Finiture
Finishes



Cromo
Chrome



HPS
HPS Gold (Oro)



Ottone antico
Antique brass


Complemento
Complement



Vetro acidato naturale
Natural acid glass



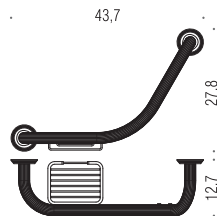
Accessori con fissaggio vite e tassello
Accessories with screw and plug fixing



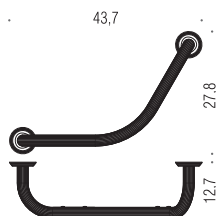
B3373
Maniglione da vasca
Bath grab-bar



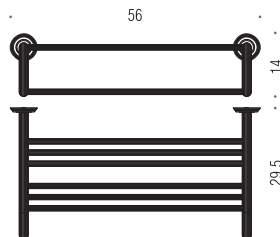
B3374
Maniglione da vasca
Bath grab-bar



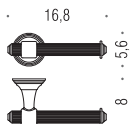
B3375
Maniglione da vasca con porta sapone reversibile
Bath grab-bar with reversible soap shelf



B3376
Maniglione da vasca
Bath grab-bar



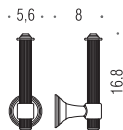
B3387
Rack porta salvietta
Rack towel holder



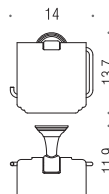
B3308
Porta rotolo
Paper holder



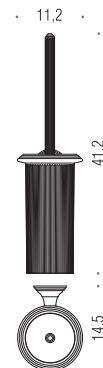
Reversibile
Reversible



B3390
Porta rotolo
Paper holder



B3391
Porta rotolo coperto
Paper holder with cover

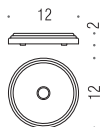


B3307
Porta scopino
Hanging brush holder

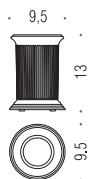


HERMITAGE

Classic Line




B3340
Porta sapone d'appoggio
Standing soap dish holder



B3341
Porta bicchiere d'appoggio
Standing glass holder



B9336
Spandisapone (L. 0,30) d'appoggio
Standing soap dispenser



B3306
Porta scopino d'appoggio
Standing brush holder




Materiale
Material

Ottone / Cromall®
Brass / Cromall®

Finiture
Finishes

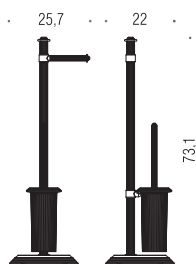


Complemento
Complement

 **Vetro acidato naturale**
Natural acid glass



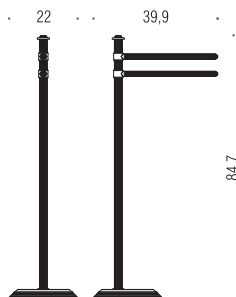
Accessori d'appoggio
Free-standing accessories



B3318

Piantana con porta rotolo e porta scopino

Standing column with paper holder and brush holder



B3338


Piantana con due porta salvietta

Standing column with two towel holders





PORTOFINO



“Portofino-classic line” rimanda la nostra memoria ad atmosfere ricche di significati e sensazioni rivissute negli oggetti della collezione. L’armonia delle linee è principio e fine del disegno. Il rigore qualitativo nella produzione accomuna “Portofino-classic line” alle altre collezioni di Colombo Design, offrendo possibilità molteplici per arredare bagni di forte personalità.

“Portofino-classic line” is a collection full of sensations, atmosphere and harmony of design. The high quality standards of “Portofino-classic line” and its versatility offer innumerable combinations of very personalised bathroom interiors.

“Il grande stile nasce quando il bello riporta vittoria sull’immane.”

“The grand style arises when beauty wins a victory over the monstrous.”

Friedrich Nietzsche



B3216 - B9325







B3241 - B9326 - B3242



CD87
CD97 + B3200



B3201
B3231





B3212 + B3200 B3201 + B3200
B3274S

B3209 + B3200 B3202 + B3200









B3238

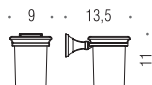


PORTOFINO

Classic Line



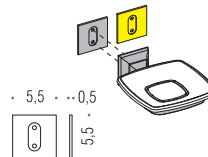
B3201
Porta sapone
Soap dish holder



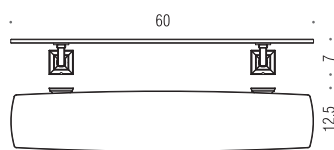
B3202
Porta bicchiere
Glass holder



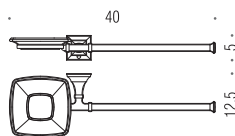
B9325
Spandisapone (L. 0,30)
Soap dispenser



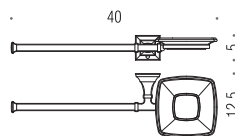
B3200
Ghiera **OPTIONAL**
Ring



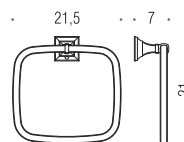
B3216
Mensola
Shelf



B3274D
Porta sapone e porta salvietta
per bidet destro
Right soap dish and towel holder for bidet



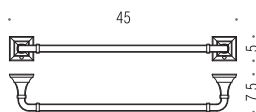
B3274S
Porta sapone e porta salvietta
per bidet destro
Right soap dish and towel holder for bidet



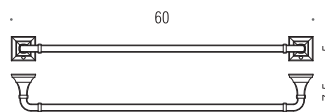
B3231
Porta salvietta ad anello
Ring towel holder



B3209
Porta salvietta
Towel holder



B3210
Porta salvietta
Towel holder



B3211
Porta salvietta
Towel holder




Materiale
Material


Ottone / Cromall®
Brass / Cromall®

Finiture
Finishes



Complemento
Complement

 **Vetro acidato naturale**
Natural acid glass

 **Accessori con fissaggio vite e tassello**
Accessories with screw and plug fixing

25 . . 3,5
 . . 2,5


CD87
Appenditutto
Hook



5 . . 6 .
 . . 5 .

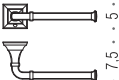
CD97
Appenditutto
Hook



5 . . 41,5
 . . 5 .

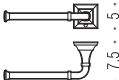
B3212
Porta salvietta doppio a snodo
Double bar towel holder



18,5
 . . 7,5 . . 5 .

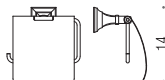
B3208D
Porta rotolo destro
Right paper holder



18,5
 . . 7,5 . . 5 .

B3208S
Porta rotolo sinistro
Left paper holder




14 . . 10 .
 . . 14 .

B3291
Porta rotolo coperto
Paper holder with cover



 **Direzione destra o sinistra modificabile dal cliente**
End user may modify left or right direction

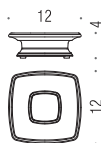
10 . .
 . . 42 . .
15 . .

B3207
Prta scopino
Hanging brush holder

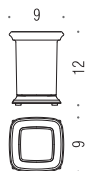


PORTOFINO

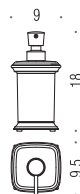
Classic Line



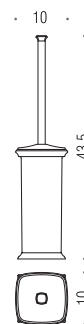
B3242
Porta sapone d'appoggio
Standing soap dish holder



B3241
Porta bicchiere d'appoggio
Standing glass holder



B9326
Spandisapone (L 0,30) d'appoggio
Standing soap dispenser



B3206
Porta scopino d'appoggio
Standing brush holder




Materiale
Material

Ottone / Cromall®
Brass / Cromall®

Finiture
Finishes

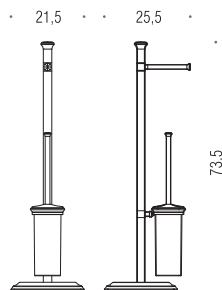


Complemento
Complement

 **Vetro acidato naturale**
Natural acid glass



Accessori d'appoggio
Free-standing accessories

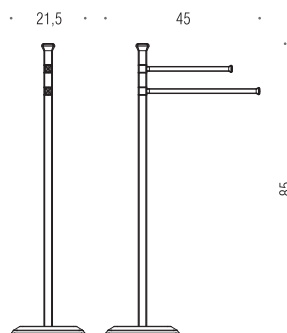


BASE
21,5 x 21,5

B3218

Piantana con porta rotolo e porta scopino

Standing column with paper holder and brush holder



BASE
21,5 x 21,5

B3238

Piantana con due porta salvietta

Standing column with two towel holders



2024 EDITION

basic

LA QUALITA' ACCESSIBILE.
 
THE AFFORDABLE QUALITY.

MADE IN ITALY



BASIC



“L’essenzialità è difficile da raggiungere: quando vediamo qualcosa di talmente semplice che ci fa dire “potevo farlo io”, significa che dietro c’è il lavoro di un team di progettisti che ha lavorato per l’essenzialità. Basic è la nuova sfida di Colombo Design: oggetti pensati, curati e caratterizzati da una qualità ed un prezzo “accessibile”.

The simplicity is difficult to achieve: when we see something so simple that makes us say "I could have done it by myself", means that behind there is the work of a team of designers who worked for essentiality. Basic is the new challenge of Colombo Design: objects designed, thought and edited with a quality and a price "accessible".

“La semplicità non è una cosa semplice.”

“Semplicity is not a simple thing.”

Charlie Chaplin



B2781
B2701

B2716







B2702 - B9332

B2731







B2727



B2717



B2788



B2713 + B523M



B2712



B2787



B2708







B2707
B2706





B2732

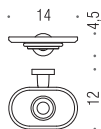
B2733



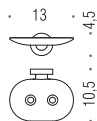


BASIC

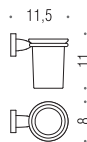
Design: Colombo Design



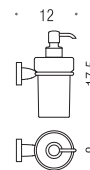
B2701
Porta sapone
Soap dish holder



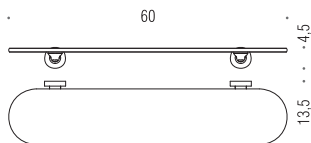
B2781
Porta sapone inamovibile
Irremovable soap dish holder



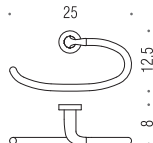
B2702
Porta bicchiere
Glass holder



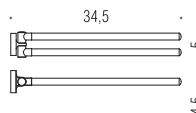
B9332
Spandisapone (L 0,25)
Soap dispenser




B2716
Mensola
Shelf



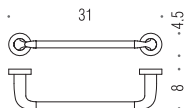
B2731
Porta salvietta ad anello
Ring towel holder



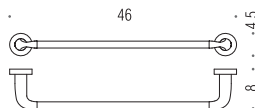
B2712
Porta salvietta doppio a snodo
Double bar towel holder



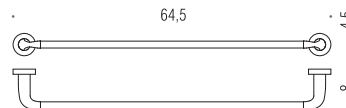
B2713
Porta salvietta fisso
Towel holder



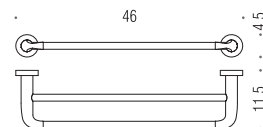
B2709
Porta salvietta
Towel holder



B2710
Porta salvietta
Towel holder



B2711
Porta salvietta
Towel holder



B2788
Porta salvietta doppio
Double towel holder



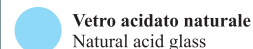
Materiale
Material

Ottone / Cromall®
Brass / Cromall®

Finiture
Finishes



Complemento
Complement



Accessori con fissaggio vite e tassello
Accessories with screw and plug fixing



Accessori con fissaggio ad incollaggio con biadesivo
Accessories with double-sided adhesive tape fixing



Accessori d'appoggio
Free-standing accessories

La collezione Basic è fornita completa di viti, tasselli e brugole di montaggio.

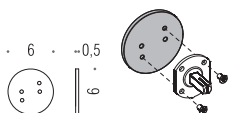
OPTIONAL - Esiste altresì la possibilità di utilizzare per ogni punto di fissaggio un kit con biadesivo (Art. B523M). Il biadesivo è premontato sulla ghiera e, per la preparazione della superficie del muro, all'interno della confezione sono presenti un kit di pulizia ed uno stick con il primer/attivatore.

Attenzione: si sconsiglia l'applicazione dei pezzi su superfici particolarmente ruvide o poco compatte, come intonaci, muri grezzi, resine, piastrelle strutturate e mosaici.

Our Basic collection is delivered complete with screws, plugs and Allen key.

OPTIONAL - Wall fixing with adhesive is available. Please ask for the correct component for each fixing point (Art. B523M). Adhesive strips are already preassembled on the piece and, for the preparation of the wall surface, inside the box there is a cleaning kit and a stick with the Activator/primer.

Warning: we do not recommend the application of the pieces on particularly rough surfaces such as plaster, raw concrete walls, resins, textured tiles and mosaics.




B523M
Ghiera con bi-adesivo **OPTIONAL**
Ring with adhesive



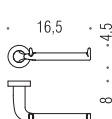
B2717
Appenditutto
Hook



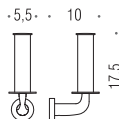
B2727
Appenditutto
Hook



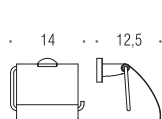
B2708
Porta scopino d'appoggio
Standing brush holder



B2708
Porta rotolo
Paper holder



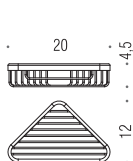
B2790
Porta rotolo
Paper holder



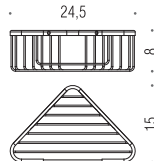
B2791
Porta rotolo coperto
Paper holder with cover



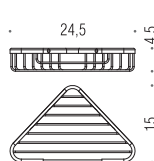
Direzione destra o sinistra
modificabile dal cliente
End user may modify
left or right direction



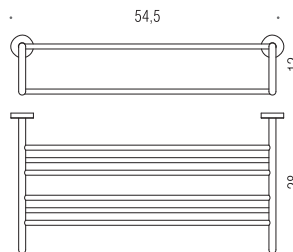
B2732
Angolare semplice
Single corner basket



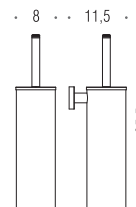
B2733
Angolare semplice
Single corner basket



B2734
Angolare semplice
Single corner basket



B2787
Rack porta salvietta
Rack towel holder



B2707
Porta scopino
Hanging brush holder





BASIC Q





**“La semplicità
è la nota fondamentale
di ogni vera eleganza.”**

“Simplicity is the keynote
of all true elegance.”

Coco Chanel

Il comfort del vostro bagno può passare attraverso la piacevolezza degli accessori della nuova collezione BasicQ, dove l'eleganza e la semplicità si arricchiscono di linee quadrate. Anche questa serie conferma la propria versatilità che la rende perfetta per ogni tipologia di ambiente bagno. Resistente, pratica ed “accessibile”, la collezione BasicQ è il decoro dell'essenzialità al quadrato!

The comfort of your bathroom can go through the pleasure of the accessories of the new collection BasicQ, where elegance and simplicity are enriched with square lines. Also this series confirms its versatility, which makes it perfect for every type of bathroom. Durable, practical and “accessible”, the BasicQ collection is the essentiality decorum to the square!

B3781
B3701







B3731

LC97





B3709

B3710

B3711

B3712







B3708D
B3708S





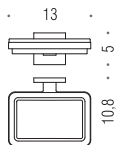
B3791

B3707
B3706

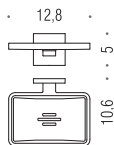


BASICO

Design: Colombo Design



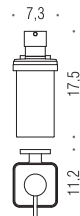
B3701
Porta sapone
Soap dish holder



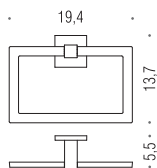
B3781
Porta sapone inamovibile
Irremovable soap dish holder




B3702
Porta bicchiere
Glass holder



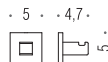
B9337
Spandisapone (L 0,28)
Soap dispenser



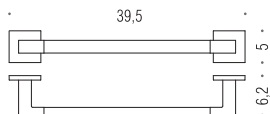
B3731
Porta salvietta ad anello
Ring towel holder



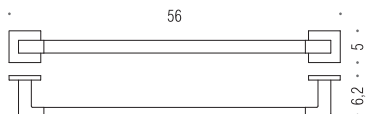
B3712
Porta salvietta doppio a snodo
Double bar towel holder



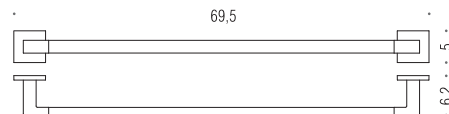
LC97
Appenditutto
Hook



B3709
Porta salvietta
Towel holder



B3710
Porta salvietta
Towel holder



B3711
Porta salvietta
Towel holder



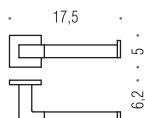
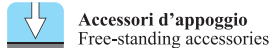
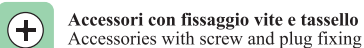
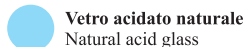
Materiale
Material

Ottone / Cromall®
Brass / Cromall®

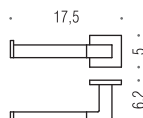
Finiture
Finishes



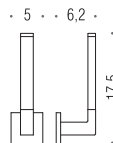
Complemento
Complement



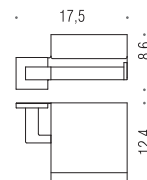
B3708D
Porta rotolo destro
Right paper holder



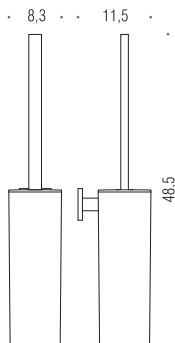
B3708S
Porta rotolo sinistro
Left paper holder



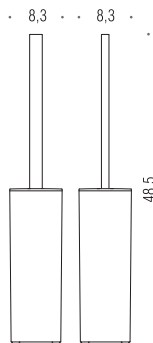
B3790
Porta rotolo
Paper holder



B3791
Porta rotolo coperto
Paper holder with cover



B3707
Porta scopino
Hanging brush holder



B3706
Porta scopino d'appoggio
Standing brush holder



PMD

COLLECTION

_MINI / LOOK / PLUS / TRENTA





**PVD Collection.
Ispirata
dai nuovi
colori di
tendenza.**

PVD Collection.
Be inspired
by new
trending
colors.

Grafite Mat

Finitura sobria e innovativa, rappresenta il gusto di una personalità moderna e aperta alle novità. Di colore grigio scuro, l'effetto satinato la rende una tonalità ideale per ambienti moderni e dallo stile urbano.

A sober and innovative finish, representing the taste of a modern personality and open to new things. Dark gray in color, the satin effect makes it an ideal shade for modern and urban-style atmospheres.

Grafite

Finitura lucida, glamour ed esclusiva, esprime l'eleganza in chiave moderna. Con i suoi riflessi metallici esalta il design del prodotto, risultando particolarmente adatta per ambienti sofisticati.

A shining, glamorous and exclusive finish, expressing elegance in a modern way. With its metallic reflections it enhances the design of the product, making it particularly suitable for sophisticated environments.

Vintage Mat

Finitura satinata, morbida con sfumature retrò, connubio perfetto tra fascino del passato e gusto moderno. Una tonalità che ben si inserisce in ambienti dal design ricercato, donando un tocco di vintage moderno.

A satin and soft finish with rétro nuances, perfect combination of charm from the past and modern taste. A shade that fits well into selected design environments, giving a touch of modern vintage.

Vintage

Finitura lucida di prestigio e intramontabile, perfetta per arricchire con una nota di brillantezza gli ambienti di lusso. Con i suoi riflessi caldi dona personalità al prodotto, valorizzandone forme e dettagli.

A shining, prestigious and timeless finish, perfect to enrich luxury environments with a note of brilliance. This finish gives personality to the product thanks to its warm reflections, enhancing shapes and details.

Oromat

Finitura elegante e particolarmente versatile, si abbina perfettamente in ambienti dal design sia classico che minimalista.

Elegant and particularly versatile, this finish combines perfectly in environments with both classic and minimalist design.

HPS/SS
STAINLESS-STEEL

Finitura tecnica, satinata. Si abbina particolarmente agli ambienti moderni e minimal.

Hi-tech satin finishing. It is particularly suitable for modern and minimal environments.

MINI

Design: Colombo Design

B9342 HPS/SS



W4980-W4941-B5240 OM



B4090 GM



B4001 HPS/SS




B4031 OM



B4008S-B4008D GM



B4009 GM - B4009 HPS/SS



B4006 NM



CD117 HPS/SS




LC27 VL



B1601 VL - B1602 VL - B9316 VL




LC37 VM



B1607 VM - B1606 VM



B1608 GL



LOOK

Design: Luca Colombo

B9316 GM



B1640 VM - B9317 VM - B1641 VM



B1612 GL



B1674 GL



PLUS

Design: Piet Billekens


W4902 GL



W4981 VM - W4940 VM - W4941 VM



W4910 GM - W4911 GM



W4917 VM



W4975 VL



W4992 GM



W4913 VL




W4962 GL - W4961 GL



W4908 VL



B3031 GM



B3012 GM



B3009 GM



B3007 GM - B3006 GM



B3008 GM



TRENTA

Design: Luca Colombo / Pio e Tito Toso lab

B3040 GM - B3041 GM - B9341 GM



B3001 GM



B9340 GM



PT17 GM



PT27 GM



B3002 GM



MINI

Design: Colombo Design



GM
Grafite Mat

OM
Oromat

HPS/SS
HPS
Stainless-Steel

VAN
Vetro acidato
naturale
Natural acid glass



B4001
Porta sapone
Soap dish holder



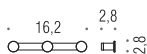
B4002
Porta bicchiere
Glass holder



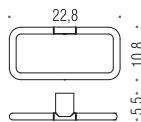
B9342
Spandisapone (L 0,15)
Soap dispenser



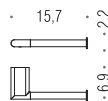
CD107
Appenditutto
Hook



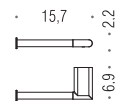
CD117
Appenditutto
Hook



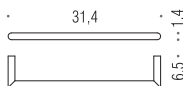
B4031
Porta salvietta ad anello
Ring towel holder



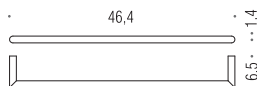
B4008D
Porta rotolo
Paper holder



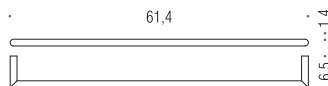
B4008S
Porta rotolo
Paper holder



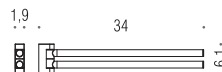
B4009
Porta salvietta
Towel holder



B4010
Porta salvietta
Towel holder



B4011
Porta salvietta
Towel holder

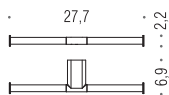


B4012
Porta salvietta doppio a snodo
Double bar towel holder

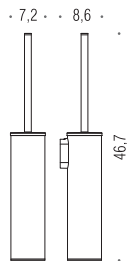


+ Accessori con fissaggio vite e tassello
Accessories with screw and plug fixing

↓ Accessori d'appoggio
Free-standing accessories



B4090
Porta rotolo doppio
Double paper holder



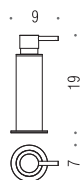
B4007
Porta scopino
Hanging brush holder



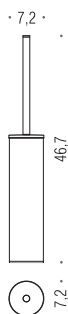
B5240
Porta sapone d'appoggio
Standing soap dish holder



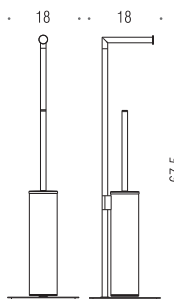
W4941
Porta bicchiere d'appoggio
Standing glass holder



W4980
Spandisapone (L 0,15) d'appoggio
Standing soap dispenser



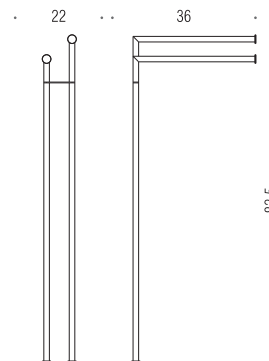
B4006
Porta scopino d'appoggio
Standing brush holder



B4018
Piantana con porta rotolo e porta scopino
Standing column equipped with paper holder and brush holder



BASE
Ø 18,0



B4038
Piantana con due porta salvietta
Standing column equipped with two towel holders



BASE
Ø 22,0

LOOK

Design: Luca Colombo

Ottone / Cromall®
Brass / Cromall®



GM
Grafite Mat

GL
Grafite

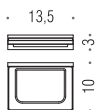
VM
Vintage Mat

VL
Vintage

OM
Oromat

HPS/SS
HPS
Stainless-Steel

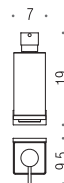
VAN
Vetro acidato
naturale.
Natural acid glass



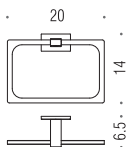
B1601
Porta sapone
Soap dish holder



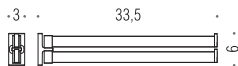
B1602
Porta bicchiere
Glass holder



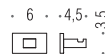
B9316
Spandisapone (L 0,31)
Soap dispenser



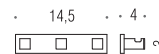
B1631
Porta salvietta ad anello
Ring towel holder



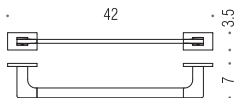
B1612
Porta salvietta doppio a snodo
Double bar towel holder



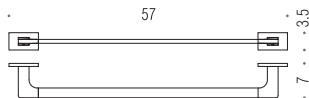
LC27
Appenditutto
Hook



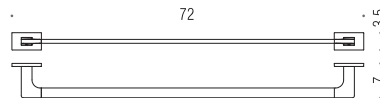
LC37
Appenditutto
Hook



B1609
Porta salvietta
Towel holder



B1610
Porta salvietta
Towel holder

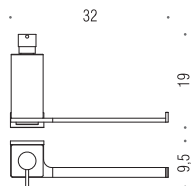


B1611
Porta salvietta
Towel holder

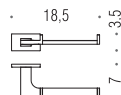


+ Accessori con fissaggio vite e tassello
Accessories with screw and plug fixing

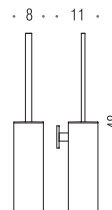
↓ Accessori d'appoggio
Free-standing accessories



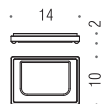
B1674
Spandisapone (L 0,31) e porta salvietta per bidet
Soap dispenser and towel holder for bidet



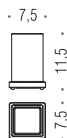
B1608
Porta rotolo
Paper holder



B1607
Porta scopino
Hanging brush holder



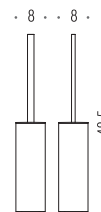
B1640
Porta sapone d'appoggio
Standing soap dish holder



B1641
Porta bicchiere d'appoggio
Standing glass holder



B9317
Spandisapone (L 0,31) d'appoggio
Standing soap dispenser



B1606
Porta scopino d'appoggio
Standing brush holder



P L U S

Design: Piet Billekens

Cromall®
Cromall®



GM
Grafite Mat

GL
Grafite

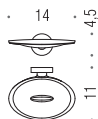
VM
Vintage Mat

VL
Vintage

OM
Oromat

HPS/SS
HPS
Stainless-Steel

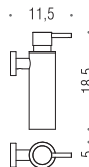
VT
Vetro
trasparente
Transparent glass



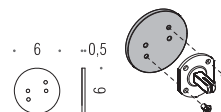
W4901
Porta sapone inamovibile
Irremovable soap dish holder



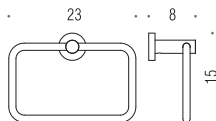
W4902
Porta bicchiere inamovibile
Irremovable glass holder



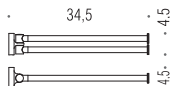
W4981
Spandisapone (L.0,15)
Soap dispenser



B523M
Ghiera con bi-adesivo **OPTIONAL**
Ring with adhesive



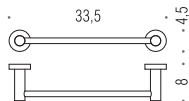
W4931
Porta salvietta ad anello
Ring towel holder



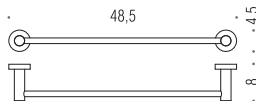
W4913
Porta salvietta doppio a snodo
Double bar towel holder



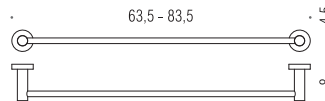
W4917
Appenditutto
Hook



W4909
Porta salvietta
Towel holder



W4910
Porta salvietta
Towel holder



W4911 - W4912
Porta salvietta
Towel holder





Accessori con fissaggio vite e tassello
Accessories with screw and plug fixing



Accessori con fissaggio ad incollo con biadesivo
Accessories with double-sided adhesive tape fixing



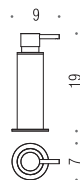
Accessori d'appoggio
Free-standing accessories



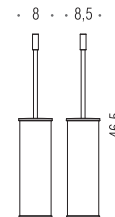
W4940
Porta sapone d'appoggio
Standing soap dish holder



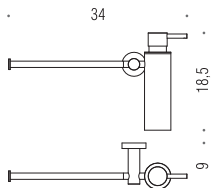
W4941
Porta bicchiere d'appoggio
Standing glass holder



W4980
Spandisapone (L 0,15)d'appoggio
Standing soap dispenser

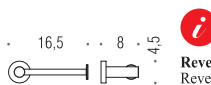


W4961
Porta scopino d'appoggio
Standing brush holder



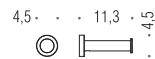
**Direzione destra
o sinistra modificabile
dal cliente**
End user may modify
left or right direction

W4975
Spandisapone (L 0,15) e porta salvietta per bidet
Soap dispenser and towel holder for bidet

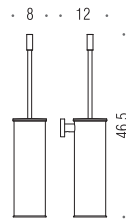


Reversibile
Reversible

W4908
Porta rotolo
Paper holder



W4992
Porta rotolo fisso
Fixed paper holder



W4962
Porta scopino
Hanging brush holder

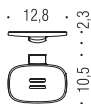


TRENTA

Design: Luca Colombo / Pio e Tito Toso lab

Ottone / Cromall®
Brass / Cromall®

GM
Grafite Mat



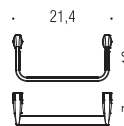
B3001
Porta sapone inamovibile
Irremovable soap dish holder



B3002
Porta bicchiere
Glass holder



B9340
Spandisapone (L.0,30)
Soap dispenser



B3031
Porta salvietta ad anello
Ring towel holder



B3009
Porta salvietta
Towel holder



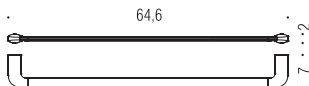
B3010
Porta salvietta
Towel holder



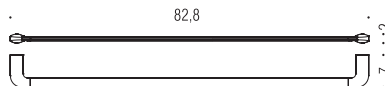
PT17
Appenditutto
Hook



PT27
Appenditutto
Hook



B3011
Porta salvietta
Towel holder



B3011XL
Porta salvietta
Towel holder



B3008
Porta rotolo reversibile
Reversible paper holder

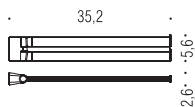




Accessori con fissaggio vite e tassello
Accessories with screw and plug fixing



Accessori d'appoggio
Free-standing accessories



B3012
Porta salvietta doppio a snodo
Double bar towel holder



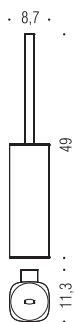
B3040
Porta sapone d'appoggio
Standing soap dish holder



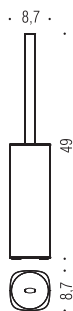
B3041
Porta bicchiere d'appoggio
Standing glass holder



B9341
Spandisapone (L 0,30) d'appoggio
Standing soap dispenser



B3007
Porta scopino
Hanging brush holder



B3006
Porta scopino d'appoggio
Standing brush holder




2024 EDITION

Piantane e Colonne

Free standing and wall columns

MADE IN ITALY



ISOLE²



B9407N

B9413N


Gli architetti Anna e Carlo Bartoli hanno realizzato complementi d'arredo essenziali, progettati con rigore stilistico per ricomporre gli spazi dell'ambiente bagno. Il programma Isole evolve e si concretizza in un sistema di piantane e colonne polifunzionali a parete.

In their characteristic concise and elegant style, Anna and Carlo Bartoli have developed the "Isole Collection" to create a system of multi-functional free-standing bathroom accessory columns.



B9403N



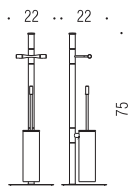






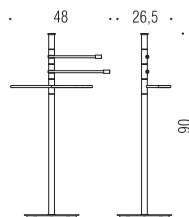
ISOLE²

Design: Anna e Carlo Bartoli



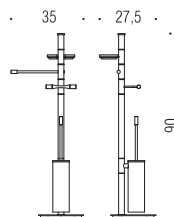
BASE
Ø 22,0

B9407N
Piantana con porta rotolo
e porta scopino in ottone
Floor standing column
with paper holder
and brass brush holder



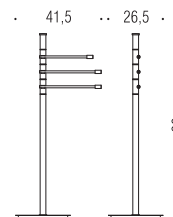
BASE
Ø 26,5

B9403N
Piantana con 3 porta salvietta
Floor standing column
with 3 towel holders



BASE
Ø 22,0

B9413N
Piantana con porta salvietta,
porta sapone, porta rotolo
e porta scopino in ottone
Floor standing column
with towel holder, soap holder,
paper holder and brass brush holder



BASE
Ø 26,5

B9415N
Piantana con 3 porta salvietta
Floor standing column
with 3 towel holders



Materiale
Material

Ottone / Cromall®
Brass / Cromall®

Finiture
Finishes



Cromo
Chrome

Complemento
Complement

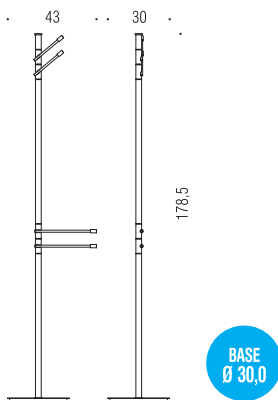
Vetro acidato naturale
Natural acid glass



Accessori d'appoggio
Free-standing accessories




Alcuni elementi sono orientabili
Some elements are adjustable



B9412N
Piantana con 2 porta salvietta
e 2 appendiabiti
Floor standing column
with 2 towel holders and 2 hooks





PLANETS



Il bagno diviene sempre più ambiente living, offrendo nuove possibilità nell'arredo dello spazio con elementi carichi di personalità. I complementi del programma Planets, progettati da Bartoli Design, discretamente connotati ma riconoscibili in ogni modello del programma e garantiti dall'eccellenza qualitativa di Colombo Design, ricompongono senza enfasi e con rigore stilistico l'ambiente bagno. Piantane e colonne a muro in differenti proposte offrono molteplici, alternative soluzioni.

The bathroom area becomes more and more a living habitat, offering new possibilities to furnish spaces missing of personality. The complements of the Planets program, designed by Bartoli Design, are discretely thought but recognizable in his signing style. Granted by the excellent quality of Colombo Design, their character is able to fulfil without emphasis the bathroom ambience. Standing columns and wall columns in different proposals are offering multiple and alternative solutions.







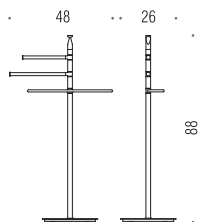
B9823 - B9822 - B9824





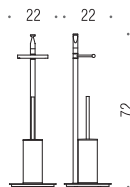
PLANETS

Bartoli Design



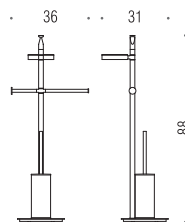
BASE
Ø 26,0

B9803
Piantana
con 3 porta salvietta
Floor standing column
with 3 towel holders



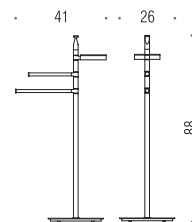
BASE
Ø 22,0

B9807
Piantana con porta rotolo
e porta scopino in ottone
Floor standing column
with paper holder
and brass brush holder



BASE
Ø 22,0

B9813
Piantana con porta salvietta,
porta sapone, porta rotolo
e porta scopino in ottone
Floor standing column
with towel holder, soap holder,
paper holder and brass brush holder



BASE
Ø 26,0

B9814
Piantana con porta sapone
e 2 porta salvietta
Floor standing column
with soap holder
and 2 towel holders



Materiale
Material

Ottone / Cromall®
Brass / Cromall®

Finiture
Finishes



Complemento
Complement

Vetro acidato naturale
Natural acid glass



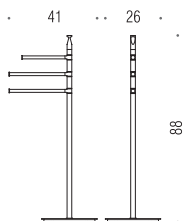
Accessori d'appoggio
Free-standing accessories



Accessori con fissaggio vite e tassello
Accessories with screw and plug fixing

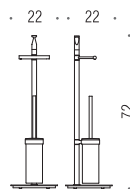


Alcuni elementi sono orientabili
Some elements are adjustable



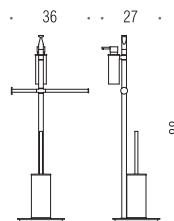
BASE
Ø 26,0

B9815
Piantana con 3 porta salvietta
Floor standing column
with 3 towel holders



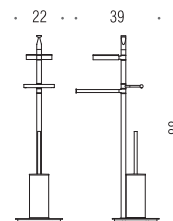
BASE
Ø 22,0

B9816
Piantana con porta rotolo e porta scopino sospeso in vetro acidato
Floor standing column
with paper holder and
suspended acid glass brush holder



BASE
Ø 22,0

B9819
Piantana con spandisapone (L 0,15), porta salvietta, porta rotolo e porta scopino in ottone
Floor standing column with soap dispenser,
towel holder, paper holder
and brass brush holder



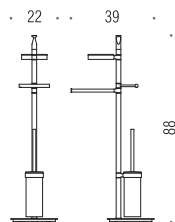
BASE
Ø 22,0

B9833
Piantana con porta salvietta, porta sapone, porta rotolo e porta scopino in ottone
Floor standing column with towel
holder, soap holder, paper holder
and brass brush holder



PLANETS

Bartoli Design

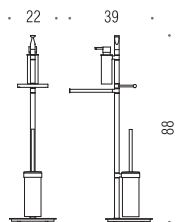


BASE
Ø 22,0

B9843

Piantana con porta salvietta, porta sapone, porta rotolo e porta scopino sospeso in vetro acidato

Floor standing column with towel holder, soap holder, paper holder and suspended acid glass brush holder

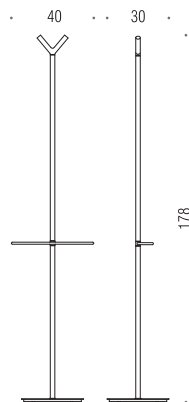


BASE
Ø 22,0

B9849

Piantana con spandisapone (L 0,15), porta salvietta, porta rotolo e porta scopino sospeso in vetro acidato

Floor standing column with soap dispenser, towel holder, paper holder and suspended acid glass brush holder

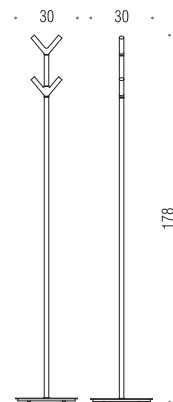


BASE
Ø 30,0

B9804

Piantana con porta salvietta e 2 appendiabiti

Floor standing column with towel holder and 2 hooks



BASE
Ø 30,0

B9812

Piantana con 4 appendiabiti

Floor standing column with 4 hooks



Materiale
Material

Ottone / Cromall®
Brass / Cromall®

Finiture
Finishes



Cromo
Chrome

Complemento
Complement

Vetro acidato naturale
Natural acid glass



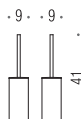
Accessori d'appoggio
Free-standing accessories



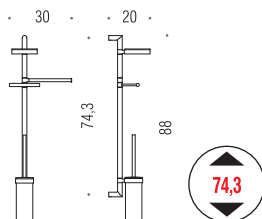
Accessori con fissaggio vite e tassello
Accessories with screw and plug fixing



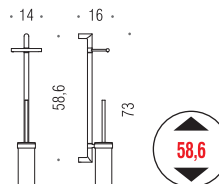
Alcuni elementi sono orientabili
Some elements are adjustable



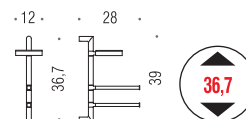
B9805
Porta scopino
d'appoggio
Standing brush holder



B9822
Colonna con porta sapone,
porta salvietta, porta rotolo,
porta scopino in vetro acidato.
Wall column with soap holder,
towel holder, paper holder
and acid glass brush holder

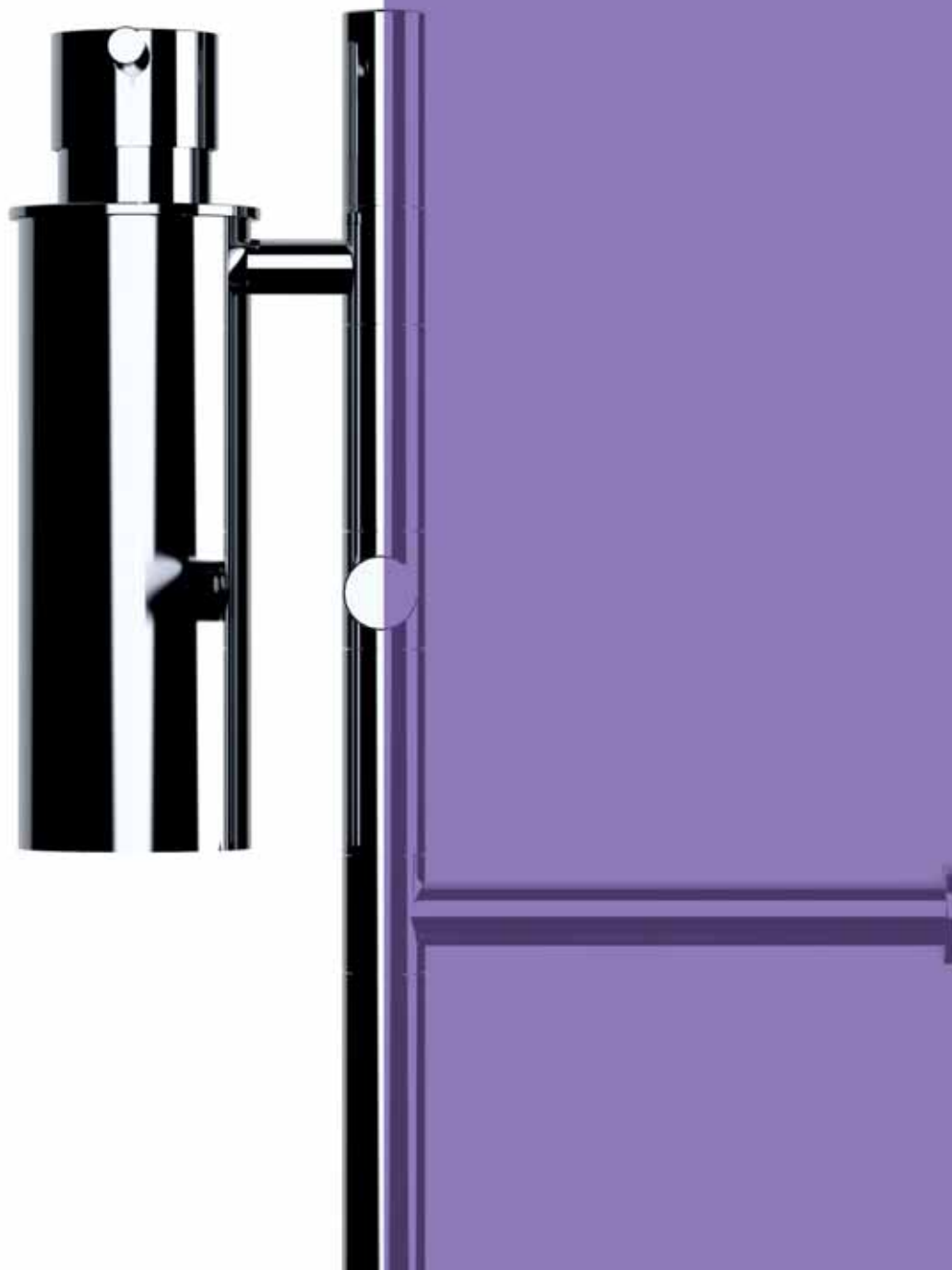


B9823
Colonna con porta rotolo
e porta scopino in vetro acidato
Wall column with paper holder
and acid glass brush holder



B9824
Colonna con porta sapone
e 2 porta salvietta
Wall column with soap holder
and 2 towel holders





SQUARE

Linee morbide e rotonde abbinato ad una base squadrata, consentono l'inserimento di questi elementi all'interno dei bagni di tutte le abitazioni completando e risolvendo, con la propria caratteristica polifunzionale, le diverse esigenze di arredo.

Soft and round lines combined with a square base, allow the inclusion of these items in the bathrooms of all houses completing and resolving, with their multi-functional feature, the various requirements of furniture.





B9902



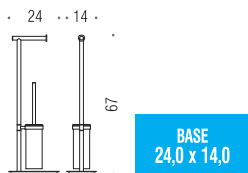
B9907





SQUARE

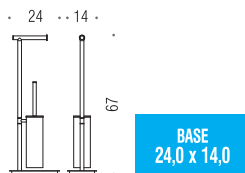
Design:  TEAM 3



B9904

Piantana con porta rotolo e porta scopino sospeso in vetro acidato

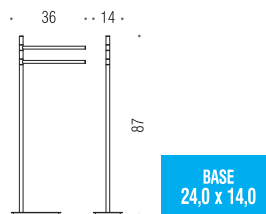
Floor standing column with paper holder and suspended acid glass brush holder



B9907

Piantana con porta rotolo e porta scopino sospeso in ottone

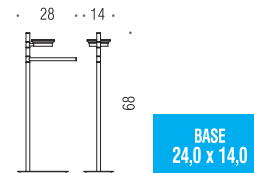
Floor standing column with paper holder and suspended brass brush holder



B9901

Piantana con 2 porta salvietta

Floor standing column with 2 towel holders



B9902

Piantana con porta sapone e porta salvietta

Floor standing column with soap holder and towel holder



Materiale
Material

Ottone / Cromall®
Brass / Cromall®

Complemento
Complement

Vetro acidato naturale
Natural acid glass

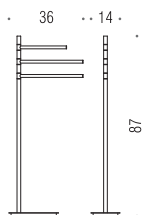


Accessori d'appoggio
Free-standing accessories



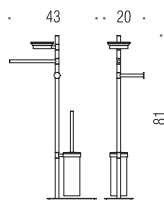
Alcuni elementi sono orientabili
Some elements are adjustable

Finiture
Finishes



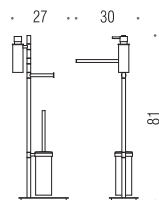
BASE
24,0 x 14,0

B9915
Piantana con 3 porta salvietta
Floor standing column with 3 towel holders



BASE
24,0 x 14,0


B9903
Piantana con porta salvietta, porta sapone, porta rotolo e porta scopino sospeso in vetro acidato
Floor standing column with towel holder, soap holder, paper holder and suspended acid glass brush holder



BASE
24,0 x 14,0

B9918
Piantana con spandisapone (L 0,15), porta salvietta, porta rotolo e porta scopino sospeso in vetro acidato
Floor standing column with soap dispenser, towel holder, paper holder and suspended acid glass brush holder





U N I T S



La collezione di piantane e colonne Units esprime il concetto di forma con funzione e di lusso con linearità. Elementi d'arredo che caratterizzano lo spazio con soluzioni esclusive ma universali dove l'accessorio, spesso oggi nascosto, torna ad essere assoluto protagonista della stanza da bagno.

The Units collection of wall and standing columns is the expression of form and functionality in a rich but linear way. Furnishing elements mark out the space with exclusive but at the same time universal solutions, where the bathroom accessories are not hidden any more and represent the leading element in bathroom decoration and furnishing.



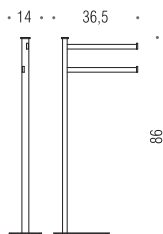
B9108 - B9103





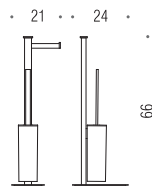
UNITS

Design: Luca Colombo



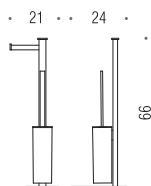
BASE
24,0 x 14,0

B9103
Piantana
con 2 porta salvietta
Floor standing column
with 2 towel holders



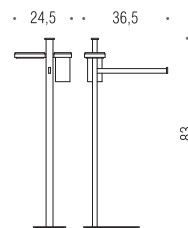
BASE
24,0 x 14,0

B9107D
Piantana con porta rotolo
e porta scopino sospeso
Floor standing column
with paper holder
and suspended brass brush holder



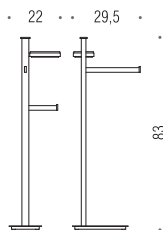
BASE
24,0 x 14,0

B9107S
Piantana con porta rotolo
e porta scopino sospeso
Floor standing column
with paper holder
and suspended brass brush holder



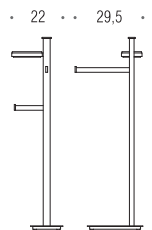
BASE
24,0 x 14,0

B9110
Piantana con porta sapone,
porta bicchiere e porta salvietta
Floor standing column
with soap holder, glass holder
and towel holder



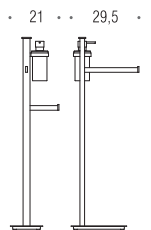
BASE
24,0 x 14,0

B9113D
Piantana con porta sapone,
porta salvietta e porta rotolo
Floor standing column
with soap holder, towel holder
and paper holder



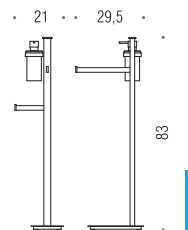
BASE
24,0 x 14,0

B9113S
Piantana con porta sapone,
porta salvietta e porta rotolo
Floor standing column
with soap holder, towel holder
and paper holder



BASE
24,0 x 14,0

B9119D
Piantana con spandisapone (L 0,28)
porta salvietta e porta rotolo
Floor standing column with
soap dispenser, towel holder
and paper holder



BASE
24,0 x 14,0

B9119S
Piantana con spandisapone (L 0,28)
porta salvietta e porta rotolo
Floor standing column with
soap dispenser, towel holder
and paper holder



Materiale
Material

Ottone / Cromall®
Brass / Cromall®

Finiture
Finishes



Cromo
Chrome

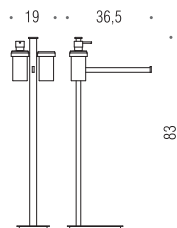
Nero Opaco
RAL 9005
Matt Black

Complemento
Complement

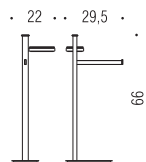
Vetro acidato naturale
Natural acid glass

Tutti gli elementi sono fissi
All elements are not adjustable

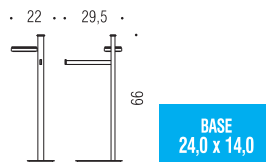
Accessori d'appoggio
Free-standing accessories



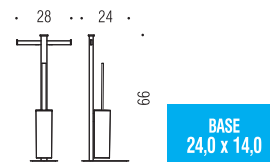
B9111
Piantana con spandisapone (L 0,28)
porta bicchiere e porta salvietta
Floor standing column
with soap dispenser, glass holder
and towel holder



B9102D
Piantana con porta sapone
e porta salvietta
Floor standing column
with soap holder and towel holder



B9102S
Piantana con porta sapone
e porta salvietta
Floor standing column
with soap holder and towel holder



B9108
Piantana con doppio porta rotolo
e porta scopino
Floor standing column with double
paper holder and brush holder



2024 EDITION

Coordinati d'arredo

Design Complements

MADE IN ITALY



APPENDITUTTO

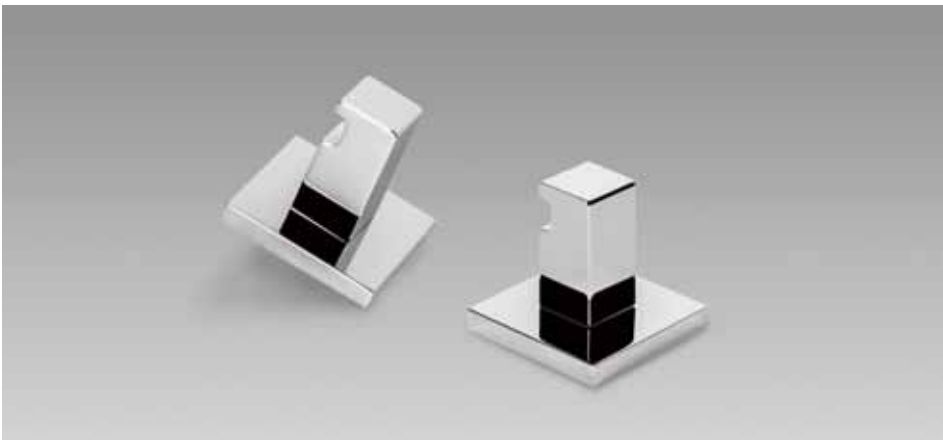
COAT HANGERS



*CB67
(Bart)*



*B2727 - B2717
(Basic page 365)*




*LC97
(BasicQ page 387)*

PT17 - PT27
(*Trenta page 299*)




CD117 - CD107
(*Mini page 15*)



Oggetti intensi ed espressivi che raccontano di una ricerca non dogmatica, di una passione per il gesto progettuale che sono da sempre aspetti importanti nella produzione dell'azienda. Metafora di un modo di abitare contemporaneo libero e flessibile di una casa libera di trasformarsi nel tempo.

Objects intense and expressive that reflect a non-dogmatic research and a passion for design, which have always been important aspects of the company's production. Metaphor of a modern, free and adaptable lifestyle, of a home that flexibly changes in time.

LC67
(Forever page 51)



CB37
(Luna page 163)



AR37
(Alizé page 35)




LC77 - LC87
(Hermitage page 319)



AM17 - AM27
(Hook 1 - Hook 2)



MH17
(Khala page 67)






CD77 - CD67
(Land page 83)

AR27
(Link page 101)



LC37 - LC27
(Look page 119)




LC57 - LC47
(Lulù page 141)




RA17
(Melò page 179)



EB27 - EB17
(Nordic page 195)



*GM17V - GM17
(Over page 215)*



*W4917
(Plus page 231)*




*CD97 - CD87
(Portofino page 343)*



*MO17
(Road page 259)*



W4217 - W4227
(Time page 275)



W4237 - W4247 - W4257
(Time page 275)

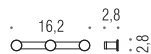
CB17
(Luna page 163)





APPENDITUTTO

COAT HANGERS



CD117
_Mini



CD107
_Mini



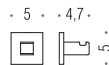
AR37
Alizé



B2717
Basic



B2727
Basic



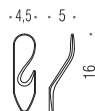
LC97
BasicQ



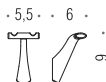
CB67
Bart



LC67
Forever



MH17
Khala



CD67
Land



CD77
Land



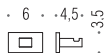
AR27
Link



LC77
Hermitage



LC87
Hermitage



LC27
Look



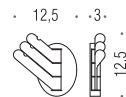
LC37
Look



LC47
Lulü



LC57
Lulü



CB17 Trio
Luna




CB37 Club
Luna




Materiale
Material

Ottone / Cromall®
/ Acciaio Inox AISI 316 L
Brass / Cromall® / AISI 316 L
Inox stainless-steel

 **Accessori con fissaggio vite e tassello**
Accessories with screw and plug fixing

 **Accessori con fissaggio ad incollo con biadesivo**
Accessories with double-sided adhesive tape fixing

 **Accessori di aggancio**
Hanging accessories

Finiture
Finishes

 **10** Cromo
Chrome

 **30** PVD HPS
HPS Gold (Oro)

 **30** PVD Oromat
Matt Gold

 **30** PVD HPS/SS
Stainless Steel

 **Trasparente**
Transparent

 **10** Satinata
Satin

 **10** Nero Opaco
RAL 9005
Matt Black

 **30** PVD Grafite
Graphite

 **30** PVD Vintage

 **10** Bianco Opaco
RAL 9016
Matt White

 **30** PVD Grafite Mat
Matt Graphite

 **30** PVD Vintage Mat
Matt Vintage

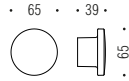
 **Ottone antico**
Antique brass



RA17
Melò



EB17
Nordic



EB27
Nordic



GM17
Over



GM17V
Over



W4917
Plus



CD87
Portofino



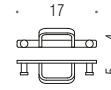
CD97
Portofino



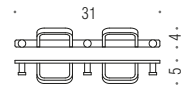
MO17
Road



W4217
Time



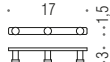
W4227
Time



W4237
Time



W4247
Time



W4257
Time



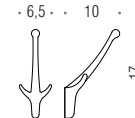
PT17
Trenta



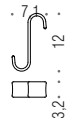
PT27
Trenta



AM17
Hook 1



AM27
Hook 2



W4800
Sly





OGGETTISTICA

FREE STANDING OBJECTS



*W4980-W4941-B5240
_Mini (page 15)*

Oggetti d'uso quotidiano curati nel design e sotto il profilo tecnico, che aiutano a rendere più funzionale ed accogliente l'ambiente dedicato al benessere, prestandosi molte volte ad essere inseriti anche in altri spazi domestici, per un'idea di habitat sempre più rispondente alle esigenze contemporanee.

Everyday objects kept in the design and the technical help to make more functional and welcoming environment dedicated to the welfare, lending many times to be included in other domestic spaces, for an idea of habitat increasingly responsive to contemporary needs.



*B2540 - B9331 - B2541
Alizé (page 35)*

*B2941 - B9334 - B2940
Forever (page 51)*



*B1841 - B9304 - B1840
Khala (page 67)*



B2841 - B9319 - B2840
Land (page 83)



B2440 - B9311 - B2441
Link (page 101)





*B1640 - B9317 - B1641
Look (page 119)*



*B1643 - B9320 - B1642
Look (page 119)*



*B9324 - B5241 - B5240
Nordic (page 195)*



*B7040 - B9329 - B7041
Over (page 215)*



*W4980XL
Plus (page 231)*







W4241 - W4240 - W4281
Time (page 275)



B3041 - B9341 - B3040
_Trenta (page 299)

B3241 + B9326 + B3242
Portofino (page 343)



B3641 + B9327 + B3640
Positano

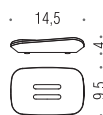


OGGETTISTICA

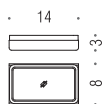
FREE STANDING OBJECTS



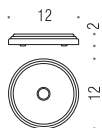
Porta sapone d'appoggio / Porta oggetti da bagno / Porta spugna d'appoggio
 Standing soap dish holder / Bathroom basket / Standing sponge dish



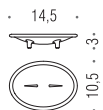
B2540
Alizé



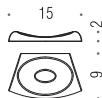
B2940
Forever



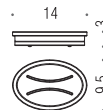
B3340
Hermitage



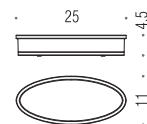
B1840
Khala



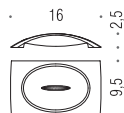
B2840
Land



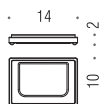
B2842
Land



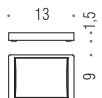

B2843
Land



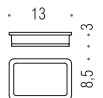
B2440
Link



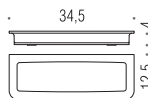
B1640
Look



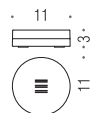
B1642
Look



B6240
Lulù



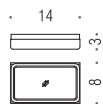
B6242
Lulù



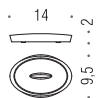
B5240
_Mini



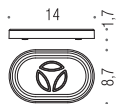
Nordic



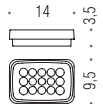
B7040
Over



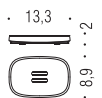
W4940
PLUS



B8040
Road



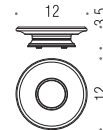
W4240
Time



B3040
Trenta



B3242
Portofino



B3640
Positano



Materiale Material	Ottone / Cromall® / Acciaio Inox AISI 316 L Brass / Cromall® / AISI 316 L Inox stainless-steel		Complemento Complement		Vetro acidato naturale Natural acid glass	Ceramica nera opaca Matt black ceramic	Ceramica bianca opaca Matt white ceramic	
	Finiture Finishes	10 Cromo Chrome	10 Satinata Satin	10 Nero Opaco RAL 9005 Matt Black	10 Bianco Opaco RAL 9016 Matt White	Ottone antico Antique brass	30 PVD Grafite Graphite	
30 PVD HPS HPS Gold (Oro)		30 PVD Oromat Matt Gold	30 PVD HPS/SS Stainless Steel	30 PVD Vintage Mat Matt Vintage				
30 PVD Grafite Mat Matt Graphite		30 PVD Vintage						

Porta bicchiere d'appoggio
Standing glass holder

<p>B2541 Alizé</p>	<p>B2941 Forever</p>	<p>B3341 Hermitage</p>	<p>B1841 Khala</p>	<p>B2841 Land</p>	<p>B2441 Link</p>
<p>B1641 Look</p>	<p>B1643 Look</p>	<p>B6241 Lulù</p>	<p>B5241 Nordic</p>	<p>B5241 Nordic</p>	<p>B7041 Over</p>
<p>W4941 _Mini</p> <p>Plus</p>					
<p>B3241 Portofino</p>	<p>B3641 Positano</p>	<p>B8041 Road</p>	<p>W4241 Time</p>	<p>B3041 Trenta</p>	

OGGETTISTICA

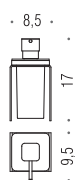
FREE STANDING OBJECTS



Spandisapone d'appoggio
Standing soap dispenser



B9331
Alizé



B9334
Forever



B9336
Hermitage



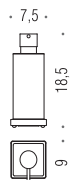
B9304
Khala



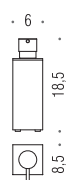
B9319
Land



B9311
Link



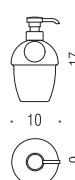
B9317
Look



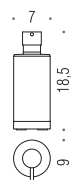
B9320
Look



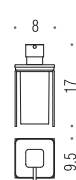
B9322
Lulù



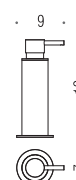
B9305
Melò




B9324
Nordic



B9329
Over



W4980
_Mini




Plus





Materiale
Material

Ottone / Cromall® / Acciaio Inox AISI 316 L
Brass / Cromall® / AISI 316 L Inox stainless-steel

Complemento
Complement

 **Vetro acidato naturale**
Natural acid glass

 **Ceramica nera opaca**
Matt black ceramic

 **Ceramica bianca opaca**
Matt white ceramic

Finiture
Finishes

 **10** **Cromo**
Chrome

 **10** **Satinata**
Satin

 **10** **Nero Opaco**
RAL 9005
Matt Black

 **10** **Bianco Opaco**
RAL 9016
Matt White

 **Ottone antico**
Antique brass

 **30** **FVD** **HPS**
HPS Gold (Oro)

 **30** **FVD** **Oromat**
Matt Gold

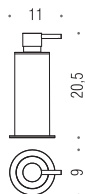
 **30** **FVD** **HPS/SS**
Stainless Steel

 **30** **FVD** **Grafite**
Graphite


 **30** **FVD** **Grafite Mat**
Matt Graphite

 **30** **FVD** **Vintage**

 **30** **FVD** **Vintage Mat**
Matt Vintage



W4980 XL
Plus



B9326
Portofino



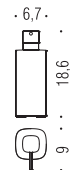
B9327
Positano



B9339
Road



W4281
Time




B9341
Trenta





BATH

mood
C O L L E C T I O N





Trenta Mood Collection. Arreda con i colori.

Trenta Mood Collection di Colombo Design porta i colori nell'ambiente bagno e cambia prospettiva allo stile minimalista.

Ispirati dalla linea maniglie Mood Collection, gli accessori bagno serie Trenta si personalizzano: diventano un compromesso tra esigenze estetiche e funzionali dove il colore diventa, ancora una volta, protagonista indiscusso e rappresentazione di uno stile di vita.

Il bagno entra in scena con originalità e carattere trovando nel colore un nuovo linguaggio visivo: gioca con le forme e offre soluzioni estetiche innovative.

"Reazione" è la parola chiave per gli accessori da bagno della serie Trenta Mood Collection sempre più espressione delle combinazioni creative del progettista e della capacità di adattamento al *sentiment* del committente.

A disposizione una gamma di 9 colori, accuratamente selezionati per poter definire il "good mood" con accostamenti tono su tono o in contrasto. Ne facciamo di tutti i colori!

L'elevata qualità del materiale e l'utilizzo di vernici di ultima generazione sono espressione di un rinnovato impegno verso la tutela dell'ambiente e la riduzione dello spreco delle risorse, fattori che consentono di estendere la garanzia di questa collezione a 10 anni.

La gestione accurata dei processi produttivi è confermata dalla certificazione UNI EN ISO 14001 «Sistema di gestione ambientale certificato».

Trenta Mood Collection. Decorating with colors.

Trenta Mood Collection by Colombo Design brings colors to the bathroom and changes perspective to the minimalist style.

Inspired by our Mood Collection door handle line, Trenta bathroom accessories are personalized: a compromise between aesthetic and functional needs where color becomes once again the undisputed protagonist and representation of a lifestyle.

The bathroom enters the scene with originality and character, finding a new visual language in color: it plays with shapes offering innovative aesthetic solutions. "Reaction" is the key word for the bathroom accessories of Trenta Mood Collection, becoming an expression of the designer's creative combinations and the ability to adapt to the customer's *sentiment*.

A range of 9 carefully selected colors is available to define the "good mood" with tone-on-tone or contrasting combinations. We are up to all sorts of colors!

The high quality of the material and the use of latest generation paints are the expression of a renewed commitment to protecting the environment and reducing the waste of resources, factors that allow the warranty of this collection to be extended to 10 years.

The careful management of production processes is confirmed by the UNI EN ISO 14001 "Certified environmental management system" certification.



LEMON YELLOW



LIME GREEN



SUNSET ORANGE



LEMON YELLOW



STRAWBERRY RED



OCEAN BLUE



STRAWBERRY RED



LIME GREEN



CLARET VIOLET



OCEAN BLUE





CAPRI BLUE



LEMON YELLOW



LIME GREEN



SUNSET ORANGE



CLARET VIOLET



CAPRI BLUE



CAPRI BLUE



BRONZE





SILVER



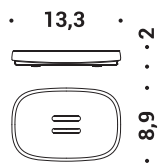
LEMON YELLOW



CLARET VIOLET

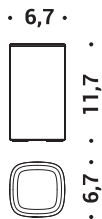
BATH

mood
COLLECTION



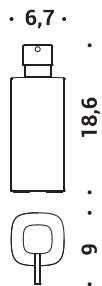
B3040

Porta sapone
d'appoggio
Standing soap dish holder



B3041

Porta bicchiere
d'appoggio
Standing glass holder



B9341

Spandisapone
(L 0,30) d'appoggio
Standing soap dispenser



Materiale
Material

Ottone / Cromall®
Brass / Cromall®

Ne facciamo di tutti i colori.
We are up to all sorts of things ... and colors.



**LEMON
YELLOW**
RAL 1018



**SUNSET
ORANGE**
RAL 2003



**STRAWBERRY
RED**
RAL 3018



**CLARET
VIOLET**
RAL 4004



**CAPRI
BLUE**
RAL 5005



**OCEAN
BLUE**
RAL 5014



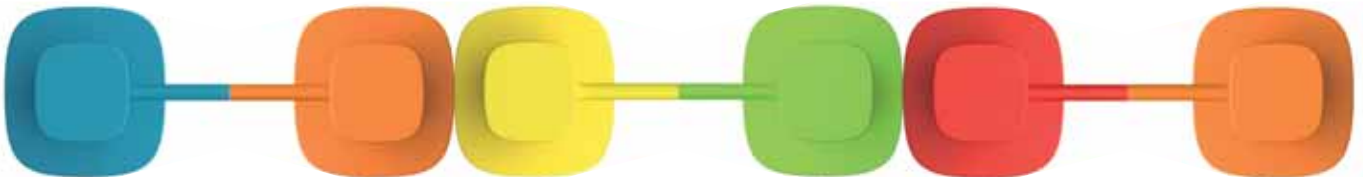
**LIME
GREEN**
RAL 6018




BRONZE
Anodic
Brown



SILVER
Anodic
Silver





COMPLEMENTI

COMPLEMENTS



B9205

B9736 - B9737



B9736 + B9205

Elementi di arredo costruiti per durare nel tempo all'interno di questo sempre più importante spazio di relax: una qualità garantita ed un design unico e riconoscibile.

Pieces of furniture built to last over time inside this increasingly important area of relaxation: a guaranteed quality and a unique and recognizable design.



B9967 (FLAT)



B9977 (GHOST)



B9955 (SIT)



B9988 (POKER)



B9211 - B9210



B9968 - B9962









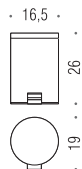
B9733 - B9734



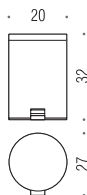
B9735

COMPLEMENTI

COMPLEMENTS



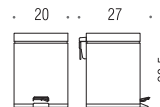
B9962
Poubelle in acciaio inox (L 3)
con sistema di chiusura
ammortizzata
Small pedal bin, polished stainless
steel with amortized closure



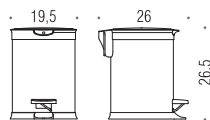
B9968
Poubelle in acciaio inox (L 5)
con sistema di chiusura
ammortizzata
Small pedal bin, polished stainless
steel with amortized closure



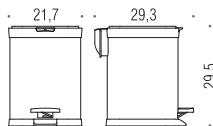
B9210
Poubelle in acciaio inox (L 3)
con sistema di chiusura
ammortizzata
Small pedal bin, polished stainless
steel with amortized closure



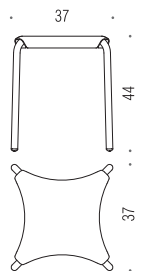
B9211
Poubelle in acciaio inox (L 6)
con sistema di chiusura
ammortizzata
Small pedal bin, polished stainless
steel with amortized closure



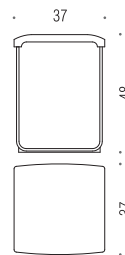
B9212
Poubelle tonda in acciaio inox (L 3)
con sistema di chiusura
ammortizzata
Small pedal bin, satin stainless
steel with amortized closure



B9213
Poubelle tonda in acciaio inox (L 5)
con sistema di chiusura
ammortizzata
Small pedal bin, satin stainless
steel with amortized closure



B9955
SIT Sgabello. Seduta: in ABS bianco
Struttura: in alluminio verniciato
con polvereepossidica grigia
SIT Seat. Seat: white ABS. Frame: grey
epoxy powder coated aluminium



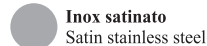
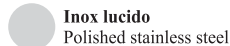
B9967
FLAT Sgabello. Seduta: in resina
termoplastica. Struttura: in
alluminio anodizzato
FLAT Seat. Seat: white thermoplastic
resin. Frame: anodized aluminium



Materiale
Material

Ottone / Cromall® / Acciaio Inox AISI 316 L
Brass / Cromall® / AISI 316 L Inox stainless-steel

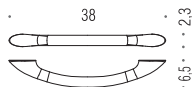
Finiture
Finishes



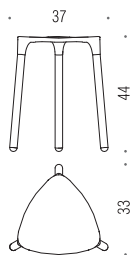
Accessori con fissaggio vite e tassello
Accessories with screw and plug fixing



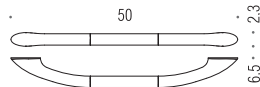
Accessori d'appoggio
Free-standing accessories



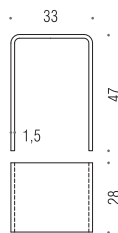
B9733
Maniglione da vasca
Bath grab-bar
conforme - it complies with
UNI 11064:2003



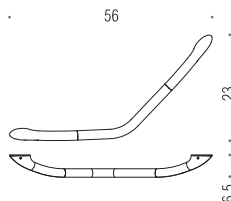
B9988
POKER Sgabello. Seduta: in resina termoplastica. Struttura: in acciaio AISI 202 cromato
POKER Seat .Seat: white thermoplastic resin. Frame: chrome plated AISI 202 steel



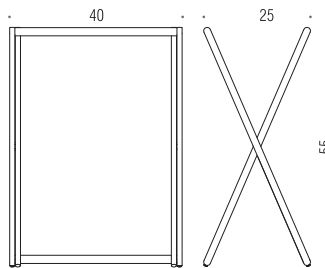
B9734
Maniglione da vasca
Bath grab-bar
conforme - it complies with
UNI 11064:2003



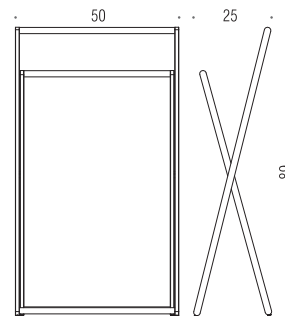
B9977
GHOST Sgabello. Seduta e struttura in plexiglass trasparente
GHOST Seat.
Seat and frame in transparent plexiglass



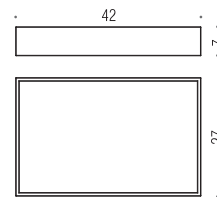
B9735
Maniglione da vasca
Bath grab-bar
conforme - it complies with
UNI 11064:2003



B9736
“Cavalletto”
porta salviette H.55
Rack H=55cm




B9737
“Cavalletto”
porta salviette H.89
Rack H=89cm



B9205
Vassoio porta oggetti per cavalletto B9736. Struttura in MDF rivestita in ecopelle
Tray for rack B9736. MDF frame finished in Eco-leather.







S U S T A I N A B L E D E S I G N



Pelle di alta qualità conciata in Germania per garantire l'uniformità, lo spessore e le caratteristiche fisico-meccaniche di ADJ Collection.

High quality leather tanned in Germany to ensure the uniformity, thickness and physical-mechanical characteristics of the ADJ Collection.



Materiale sostenibile che aiuta a preservare gli ecosistemi: granulato modificato di pelle e pasta di legno.

Sustainable material that helps preserve ecosystems: modified granulate of leather and wood pulp.



Combinazioni di colori che ampliano il potenziale decorativo di ADJ Collection rendendola versatile per qualsiasi tipologia di arredamento e stile.

Color combinations that expand the decorative potential of the ADJ Collection making it versatile for any type of furniture and style.



Elevata resistenza all'usura, all'abrasione ed ai graffi che rende ADJ Collection eccellente per l'uso quotidiano.

High resistance to wear, abrasion and scratches which makes ADJ Collection excellent for everyday use.



Proprietà idrorepellenti ed antimacchia per una facile pulizia delle superfici anche da macchie di olio, salse ed altri prodotti aggressivi.

Water-repellent and anti-stain properties for easy cleaning of surfaces even from oil stains, sauces and other aggressive products.



Rivestimento protettivo da ambo i lati per evitare rigonfiamenti e perdita di colore della pelle rende ADJ Collection ideali anche in spazi all'aperto.

On both sides the material is coated with a heat-active substance that protects leather from swelling and loss of color when used in the sun and cold. Products are even intended for outdoor use.

Uno dei valori fondamentali della nostra azienda è l'approccio socialmente responsabile al Design, in linea con i moderni standard ambientali nella produzione, che garantisce alta qualità e durata.

ADJ Collection è un'ampia gamma di accessori di qualità completamente personalizzabili e di articoli di interior design per casa, ufficio, yachts, jet privati, hotel e ristoranti.

ADJ Collection riprende la tradizione della decorazione degli ambienti, rivisitandola ed incarnandola in forme moderne, infondendo vita e comfort a qualsiasi interno. Tutti i prodotti di ADJ Collection utilizzano uno speciale trattamento protettivo su ambo i lati che garantisce maggiore resistenza all'abrasione ed ai graffi, facile pulizia, conservazione di colore e forma. Ideale anche per decorare spazi esterni.

La pelle utilizzata nella produzione degli articoli ADJ Collection richiede precisione ed alta tecnologia, questo la rende più pregiata rispetto alla pelle tradizionale. Il materiale, infatti, si ottiene trattando la pelle con lattice naturale al 100% conferendo alla pelle elasticità e resistenza. La successiva lavorazione con grassi e coloranti naturali dona al materiale eccellenti caratteristiche di resistenza.

La pelle è prodotta nella più antica fabbrica tedesca che rispetta rigorosamente tutti i requisiti normativi in materia di salute e ambiente, sia per le materie prime che per i prodotti finali. Le materie prime ed i prodotti sono costantemente monitorati da specialisti in laboratori indipendenti in Germania.

Tutti i prodotti della ADJ Collection sono studiati con l'obiettivo di essere un comodo e pratico accessorio nella vita quotidiana, distinguendosi per eleganza e stile in ogni ambiente: casa, ufficio e spazi esclusivi.

One of the core values of our company is the socially responsible approach to Design, in line with modern environmental standards in production, which guarantees high quality and durability.

ADJ Collection is a wide range of fully customizable quality accessories and interior Design items for home, office, yachts, private jets, hotels and restaurants.

ADJ Collection takes up the tradition of room decoration, revisiting it and embodying it in modern forms, infusing life and comfort into any interior. All ADJ Collection products use a special protective treatment on both sides which guarantees greater resistance to abrasion and scratches, easy cleaning, color and shape retention. Also ideal for decorating outdoor spaces.

The leather used in the production of ADJ Collection items requires precision and high technology, this makes it more valuable than traditional leather. The material, in fact, is obtained by treating the leather with 100% natural latex, giving the leather elasticity and resistance. Subsequent processing with fats and natural dyes gives the material excellent resistance characteristics.

The leather is produced in the oldest German factory which strictly complies with all health and environmental requirements, both for raw materials and final products. Raw materials and products are constantly monitored by specialists in independent laboratories in Germany.

All the products in the ADJ Collection are designed with the aim of being a comfortable and practical accessory in everyday life, standing out for their elegance and style in any environment: home, office and exclusive spaces.




GEPRÜFTES
UMWELTMANAGEMENT
DE-104-00122

ADJ® multilayer leather is an innovative category of leather material that has revolutionized the industry.

Confirmed by EMAS certificate

EMAS DE-104-00122.



Materiale innovativo

Design pratico per uso quotidiano
Miglior rapporto qualità/prezzo
Affidabilità e resistenza di tutti i prodotti
Materiali naturali di alta qualità

Innovative material

*Practical Design for daily use
Best value for money
Reliability and resistance of all products
High quality natural materials*



Art. **W4941** Art. **W4980**

SET DA BAGNO BATHROOM SET

Porta bicchiere e spandisapone d'appoggio (0,15 L)
Standing glass holder and standing soap dispenser (0,15 L)

Il trattamento PVD protegge le parti metalliche dalla corrosione.
Rivestiti in pelle gli accessori si presentano con stile elegante e classico.
*The PVD treatment protects the metal parts from corrosion.
Upholstered in leather, the accessories are presented with an elegant and classic style.*

Articolo e dimensioni / Article and Sizes

Art. **W4941** Ø7 x H10

Art. **W4980** Ø7 x H19

Colori Rivestimento in Pelle
Leather Colors



10 white
16 panna cotta



04 cappuccino
06 chocolate



40 mustard
55 olive



03 grey
01 black



09 cognac
30 bordeaux



02 oyster
07 ash rose



60 eucalyptus
50 sky blue







Art. 0018

VASSOI SERVING TRAY HOLDERS

Per candele, cosmetici e fragranze
For candles, cosmetics and fragrances

La superficie rivestita con uno speciale trattamento rende il prodotto resistente all'acqua e facile da sgrassare. Adatto ad uso anche in ambienti umidi.
The surface coated with a special treatment makes the product water resistant and easy to degrease. Also suitable for use in humid environments.

Articolo e dimensioni / Article and Sizes

Art. 0020	L15cm x P15cm x H5cm
Art. 0021	L20cm x P20cm x H6cm
Art. 0018	L25cm x P25cm x H2,5cm
Art. 0017	L30cm x P30cm x H4cm
Art. 0019	L35cm x P35cm x H5,5cm

Colori Rivestimento in Pelle *Leather Colors*





Art. 008

Art. 007

Art. 009

SOTTOBICCHIERI COASTERS

Per bicchieri, vasi e accessori da bagno
For glasses, vases and bathroom accessories

Il sottobicchiere protegge il tavolo da liquidi e quindi da usura.
The coaster protects the table top from liquids and wear.

Articolo e dimensioni / Article and Sizes

Art. 007 L12cm x P12cm x H0,25cm

Art. 008 L12cm x P12cm x H0,25cm

Art. 009 Ø12cm x H0,25cm

Colori Rivestimento in Pelle *Leather Colors*



10 white
16 panna cotta



04 cappuccino
06 chocolate



40 mustard
55 olive



03 grey
01 black



09 cognac
30 bordeaux



02 oyster
07 ash rose



60 eucalyptus
50 sky blue







Art. 050

Art. 055

Art. 104

CONTENITORE MIU MIU BOX

Per cosmetici
For cosmetics

Versatili e pratici, questi piccoli contenitori sono resistenti all'acqua e perfetti per tenere in ordine i cosmetici.

Versatile and practical, these small containers are waterproof and perfect for storing cosmetics.

Articolo e dimensioni / Article and Sizes

Art. 050 L14cm x P7cm x H8cm

Art. 055 L7cm x P7cm x H8cm

Art. 104 L8cm x P8cm x H10,5cm

Colori Rivestimento in Pelle *Leather Colors*



10 white
16 panna cotta



04 cappuccino
06 chocolate



40 mustard
55 olive



03 grey
01 black



09 cognac
30 bordeaux



02 oyster
07 ash rose



60 eucalyptus
50 sky blue



Art. 016 Art. 015

PORTA FAZZOLETTI TISSUE DISPENSERS

Con un set di fazzoletti Kleenex incluso
With a set of Kleenex tissues included

Un articolo elegante per dare un tocco raffinato
e di classe al solito porta fazzoletti di carta.
*A square napkin holder is used as an elegant slipcover
to give a luxurious look to an unpretentious paper napkin.*

Articolo e dimensioni / Article and Sizes

Art. 015 L12cm x P12cm x H12cm

Art. 016 L23cm x P12cm x H7,5cm

Colori Rivestimento in Pelle *Leather Colors*



10 white
16 panna cotta



04 cappuccino
06 chocolate



40 mustard
55 olive



03 grey
01 black



09 cognac
30 bordeaux



02 oyster
07 ash rose



60 eucalyptus
50 sky blue







Art. 0107

Art. 0109

VIDE POCHE VIDE POCHE

Per decorare e organizzare ripiani
To decorate and arrange shelves

Pratico e funzionale per deporre piccoli oggetti
sempre a portata di mano.
*Practical and functional for storing small items
that are always close at hand.*

Articolo e dimensioni / Article and Sizes

Art. 0109 L14cm x P14cm x H5cm

Art. 0107 L20cm x P14cm x H5cm

Colori Rivestimento in Pelle
Leather Colors



10 white
16 panna cotta



04 cappuccino
06 chocolate



40 mustard
55 olive



03 grey
01 black



09 cognac
30 bordeaux



02 oyster
07 ash rose



60 eucalyptus
50 sky blue



Art. 1013

Art. 1019

Art. 1012

CESTINO MINI BOTTEGA MINI BOTTEGA BASKET

Per organizzare piccoli spazi
To organize small spaces

Il cestino Bottega sostituisce il classico cestino di vimini usato in bagno, soggiorno, armadietti o uffici.
Il suo Design in tre differenti misure offre la possibilità di deporre cosmetici, asciugamani, frutta ed altri oggetti.
The Bottega basket replaces the classic wicker basket used in the bathroom, living room, lockers or offices. Its Design in three different sizes offers the possibility to store cosmetics, towels, fruit and other objects.

Articolo e dimensioni / Article and Sizes

Art. 1012 L19cm x P12cm x H13cm

Art. 1013 L12cm x P12cm x H13cm

Art. 1019 L19cm x P19cm x H13cm

Colori Rivestimento in Pelle *Leather Colors*



10 white
16 panna cotta



04 cappuccino
06 chocolate



40 mustard
55 olive



03 grey
01 black



09 cognac
30 bordeaux



02 oyster
07 ash rose



60 eucalyptus
50 sky blue







Art. 2035

Art. 2235

CESTINO BOTTEGA E DUBAI BOTTEGA AND DUBAI WASTE BASKET

Il cestino BOTTEGA e DUBAI pratico e funzionale è perfetto per l'uso quotidiano come porta-oggetti in bagno, cucina, ufficio e camera da letto.
The practical and functional BOTTEGA and DUBAI basket is perfect for everyday use as an object holder in the bathroom, kitchen, office and bedroom.

La protezione lo rende facilmente pulibile ed utilizzabile come cestino per la carta o anche cesto per la biancheria.
The protection makes it easy to clean and use as a paper basket or even as a laundry basket.

Articolo e dimensioni / Article and Sizes

Art. 2035 Ø22cm x H35cm

Art. 2235 Ø22cm x H35cm

Colori Rivestimento in Pelle Leather Colors



10 white
16 panna cotta



04 cappuccino
06 chocolate



40 mustard
55 olive



03 grey
01 black



09 cognac
30 bordeaux



02 oyster
07 ash rose



60 eucalyptus
50 sky blue



Art. 9687

CESTINO RIGA RIGA BASKET

Porta plaid, pantofole o riviste
Plaid holder, slipper holder or magazine holder

Il cestino RIGA dal Design sofisticato ed elegante è un'ottima scelta per camere da letto, soggiorni, sale d'attesa, uffici nel quale deporre riviste, plaid o pantofole. Il cestino è dotato di maniglie per esser comodamente spostato.
The RIGA basket with a sophisticated and elegant Design is an excellent choice for bedrooms, living rooms, waiting rooms, offices where to store magazines, blankets or slippers. The basket is equipped with handles to be easily moved.

Articolo e dimensioni / Article and Sizes

Art. 9687 L36cm x P27cm x H25cm

Colori Rivestimento in Pelle
Leather Colors



10 white
16 panna cotta



04 cappuccino
06 chocolate



40 mustard
55 olive



03 grey
01 black



09 cognac
30 bordeaux



02 oyster
07 ash rose



60 eucalyptus
50 sky blue







Art. 1057

Art. 1050

Art. 2057

Art. 2050

PORTABIANCHERIA BOTTEGA E DUBAI BOTTEGA AND DUBAI LAUNDRY BASKETS

Con sacca interna, disponibile in 2 versioni: con coperchio oppure senza coperchio.
With inner bag, available in 2 versions: with lid or without lid.

La classica cesta per deporre biancheria.
Il coperchio può essere venduto anche separatamente.
*A classic basket for storing underwear.
The lid can also be sold separately.*

Articolo e dimensioni / Article and Sizes

Art. 1050	Ø40cm x H40cm
Art. 2050	Ø40cm x H40cm
Art. 1057	Ø40cm x H57cm
Art. 2057	Ø40cm x H57cm
Art. A044	Ø40cm x H10cm



LID
Art. A044

Colori Rivestimento in Pelle *Leather Colors*



10 white
16 panna cotta

04 cappuccino
06 chocolate

40 mustard
55 olive

03 grey
01 black

09 cognac
30 bordeaux

02 oyster
07 ash rose

60 eucalyptus
50 sky blue



Art. 1049



Art. 2049

CESTINO BOTTEGA AND DUBAI BOTTEGA AND DUBAI BASKET

Per deporre oggetti grandi e ingombranti
For storage of big and bulky objects

La cesta BOTTEGA e DUBAI è indispensabile per conservare coperte, asciugamani, biancheria e abbigliamento di stagione.
Ideale anche negli armadi di location di vacanza, sugli yacht e nelle spa.
The BOTTEGA and DUBAI basket is essential for storing blankets, towels, linen and seasonal clothing.
Also ideal in the wardrobes of holiday locations, on yachts and in spas.

Articolo e dimensioni / Article and Sizes

Art. 1049 L60cm x P50cm x H20cm

Art. 2049 L60cm x P50cm x H20cm

Colori Rivestimento in Pelle *Leather Colors*



10 white
16 panna cotta



04 cappuccino
06 chocolate



40 mustard
55 olive



03 grey
01 black



09 cognac
30 bordeaux



02 oyster
07 ash rose



60 eucalyptus
50 sky blue







Art. 4828

PORTA SALVIETTE RIVIERA RIVIERA TOWEL HOLDER

Ideale per yacht e spa
For yachts ans spas

La caratteristica distintiva della Collezione RIVIERA è il nodo da marinaio attorcigliato.
Realizzato in materiale resistente all'acqua e ai raggi UV, l'articolo è indicato sugli yacht e alle terme.
*Riviera Collection's distinctive feature is a twisted sailor's knot.
Made from water- and UV-resistant leather, the items can be used on yachts and in spas.*

Articolo e dimensioni / Article and Sizes

Art. 4828 L48cm x P28cm x H15cm

Colori Rivestimento in Pelle
Leather Colors



10 white
16 panna cotta



04 cappuccino
06 chocolate



40 mustard
55 olive



03 grey
01 black



09 cognac
30 bordeaux



02 oyster
07 ash rose



60 eucalyptus
50 sky blue



Art. 3220

Art. 2515

Art. 3630

SCATOLA SNOB SNOB BOX

Scatola portaoggetti
Storage box

La scatola SNOB è disponibile in tre dimensioni ed è un'elegante soluzione per ordinare con classe gli spazi negli armadi o sulle librerie.
Our SNOB box is available in three sizes and is an elegant solution for tidying up spaces in wardrobes or on bookcases with class.

Articolo e dimensioni / Article and Sizes

Art. 3630 L36cm x P30cm x H13,5cm

Art. 2515 L25cm x P15cm x H13,5cm

Art. 3220 L32cm x P20cm x H13,5cm

Colori Rivestimento in Pelle *Leather Colors*



10 white
16 panna cotta



04 cappuccino
06 chocolate



40 mustard
55 olive



03 grey
01 black



09 cognac
30 bordeaux



02 oyster
07 ash rose



60 eucalyptus
50 sky blue



Ambo i lati in tinta

Double-sided dyeing



Art. 10 / Art. 16
White / **Panna cotta**

Un mix di bianco caldo e panna cotta è una combinazione di colori leggeri e teneri, ideale per un ambiente interno romantico e aristocratico.

A mix of warm white and panna cotta is a light and tender colour combination great for a romantic and aristocratic interior environment.



Art. 04 / Art. 06
Cappuccino / **Chocolate**

Caldo cioccolato o delicato cappuccino: entrambi i colori offrono una sensazione di comfort e lusso discreto. Adatto a chalet, loft di campagna e abitazioni classiche.

Warm chocolate or delicate cappuccino - both colors give a feeling of comfort and discreet luxury. Suitable for chalet, loft, country and classic houses.



Art. 40 / Art. 55
Mustard / **Olive**

La combinazione oliva e senape è sempre di grande effetto. La loro dinamica intensa ed espressiva può rendere calda e accogliente anche la casa più austera.

A combination of Olive and Mustard looks really impressive. Their intense and expressive dynamic can make even the most ascetic house warm and cosy.



Art. 03 / Art. 01
Grey / **Black**

Il grigio e il nero sono colori rigorosi e specifici per la loro versatilità, adatti a qualsiasi tipo di interno.

Grey and black are strict and specific colors due to their versatility suitable for any type of interior.

Ambo i lati in tinta

Double-sided dyeing



Art. 09 / Art. 30
Cognac / Bordeaux

Cognac e Bordeaux sono colori profondi e che riempiono creando un'atmosfera di lusso.

Cognac and Bordeaux are deep and saturated; they create an atmosphere of luxury.



Art. 02 / Art. 07
Oyster / Ash rose

Il rosa cenere e l'ostrica sono colori tenui e delicati che si abbinano agli ambienti con un arredamento raffinato e sofisticato.

Ash rose and oyster are soft and delicate colors that match environments with refined and sophisticated furnishings.



Art. 60 / Art. 50
Eucalyptus / Sky blue

Il blu cielo e l'eucalipto sono colori piacevoli e delicati che creano un'atmosfera romantica, favolosa e confortevole.

Sky blue and eucalyptus are pleasant and delicate colors that create a romantic, fabulous and comfortable atmosphere.



Gold



Copper



Chrome



Graphite




Bronze

Le finiture delle parti metalliche di ADJ Collection sono in PVD (Physical Vapor Deposition), uno speciale trattamento del metallo che crea uno strato protettivo sulla superficie duro come lo zaffiro. Tale rivestimento protegge le parti metalliche dalla ruggine e dall'usura, rendendole eleganti e di classe.

The finishes of the metal parts of the ADJ Collection are in PVD (Physical Vapor Deposition), a special treatment of the metal which creates a protective layer on the surface as hard as sapphire.

This coating protects the metal parts from rust and wear, making them elegant and classy.



Art. W4941
Ø7cm x H10cm



Art. W4980
Ø7cm x H19cm



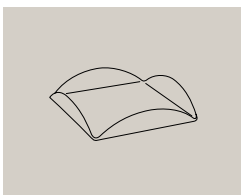
Art. 0017
L30cm x P30cm x H4cm



Art. 0018
L25cm x P25cm x H2,5cm



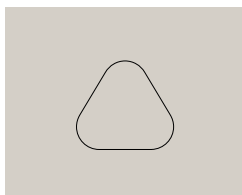
Art. 0019
L35cm x P35cm x H5,5cm




Art. 0020
L15cm x P15cm x H5cm




Art. 0021
L20cm x P20cm x H6cm



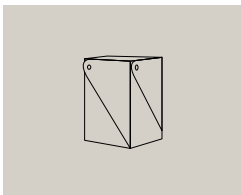
Art. 007
L12cm x P12cm x H0,25cm



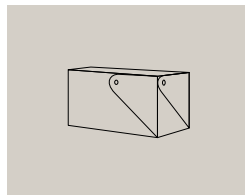
Art. 008
L12cm x P12cm x H0,25cm



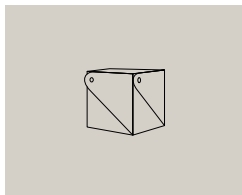
Art. 009
Ø12cm x H0,25cm



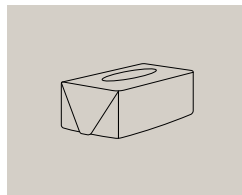
Art. 104
L8cm x P8cm x H10,5cm



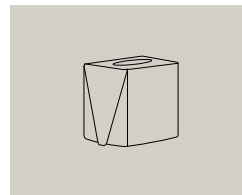
Art. 050
L14cm x P7cm x H8cm



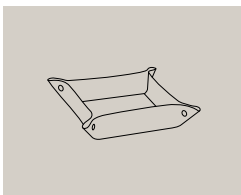
Art. 055
L7cm x P7cm x H8cm



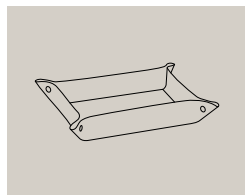
Art. 016
L23cm x P12cm x H7,5cm



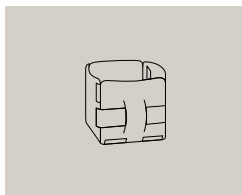
Art. 015
L12cm x P12cm x H12cm



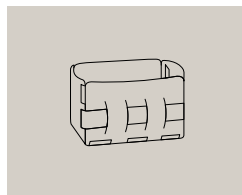
Art. 0109
L14cm x P14cm x H5cm



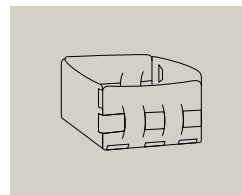
Art. 0107
L20cm x P14cm x H5cm



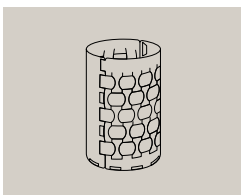
Art. 1013
L12cm x P12cm x H13cm



Art. 1012
L19cm x P12cm x H13cm



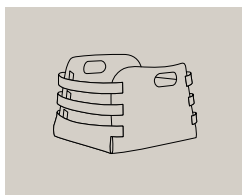
Art. 1019
L19cm x P19cm x H13cm



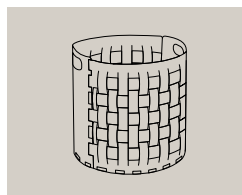
Art. 2235
Ø22cm x H35cm



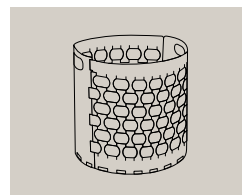
Art. 2035
Ø22cm x H35cm



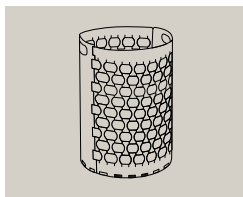
Art. 9687
L36cm x P27cm x H25cm



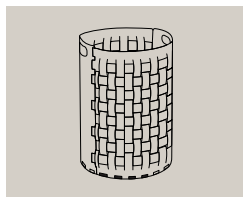
Art. 1050
Ø40cm x H40cm




Art. 2050
Ø40cm x H40cm



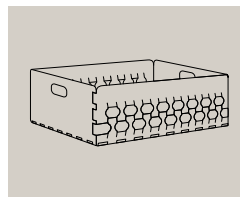
Art. 2057
Ø40cm x H57cm



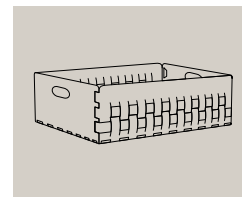
Art. 1057
Ø40cm x H57cm



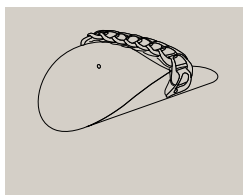
Art. A044
Ø40cm x H10cm



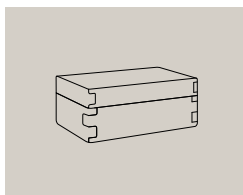
Art. 2049
L60cm x P50cm x H20cm



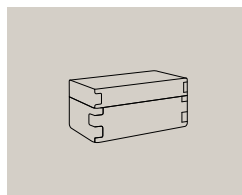
Art. 1049
L60cm x P50cm x H20cm



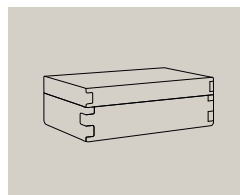
Art. 4828
L48cm x P28cm x H15cm



Art. 3220
L32cm x P20cm x H13,5cm



Art. 2515
L25cm x P15cm x H13,5cm



Art. 3630
L36cm x P30cm x H13,5cm

I prodotti in pelle granulata multistrato ADJ.style sono altamente resistenti ai graffi, allo scolorimento, ai rigonfiamenti e al calore, tuttavia, come per qualsiasi materiale naturale, è necessaria una manutenzione adeguata e puntuale seguendo le raccomandazioni del produttore:

- ▶ I prodotti per il servizio a tavola devono essere strofinati con uno sgrassatore per eliminare le tracce di olio, vino, salse e tè entro la giornata, mentre è preferibile eliminare subito quelle di caffè, aceto e agenti acidi. Dopo aver utilizzato lo sgrassatore, sciacquare con acqua fino ad eliminare completamente lo sgrassatore e asciugare.
- ▶ Si consiglia di non lavare in lavastoviglie e di non lasciare il prodotto su superfici umide. In caso di prolungato contatto con l'acqua, lasciare l'articolo in un ambiente asciutto per un giorno, appoggiandovi sopra qualcosa di pesante e piatto per evitare la deformazione della superficie.
- ▶ La temperatura massima consentita per il contatto con oggetti molto caldi è di 90°C, pertanto si consiglia di non appoggiare sul prodotto stoviglie molto calde.
- ▶ Si sconsiglia di posizionare oggetti pesanti sulla parte superiore di cesti e scatole, poiché ciò potrebbe causarne la deformazione.
- ▶ Si prega di utilizzare il prodotto secondo la sua destinazione, evitando di sottoporlo a condizioni estreme. Si prega inoltre di seguire le istruzioni per la cura del prodotto, in modo da garantirne la lunga durata.

ADJ.style multilayer grained leather products are highly resistant to scratches, fading, swelling and to heat, however, as with any natural material, proper and punctual maintenance is required following the manufacturer's recommendations:

- ▶ Table service products should be scrubbed with a degreaser to eliminate traces of oil, wine, sauces and tea within the day, while it is preferable to immediately eliminate traces of coffee, vinegar and acidic agents. After using the degreaser, please rinse with water until the degreaser is completely removed and dry.
- ▶ It is recommended not to wash in the dishwasher and not to leave the product on damp surfaces. In case of prolonged contact with water, it is necessary to leave the item in a dry environment for a day, placing something heavy and flat on it to avoid deformation of the surface.
- ▶ The maximum temperature allowed for contact with very hot objects is 90°C, therefore it is advisable not to place very hot dishes on the product.
- ▶ It is not recommended to place heavy items on top of baskets and boxes, as this may cause them to warp.
- ▶ Please use the product according to its intended purpose, avoiding extreme conditions. Please also follow these care instructions to ensure the long life of the product.

2024 EDITION

Coordinati doccia

Shower complements

MADE IN ITALY



ANGOLARI

SHOWER BASKETS



Accessori doccia indispensabili per avere tutti i prodotti a portata di mano. Elementi funzionali e di design, proposti in molteplici forme, dimensioni e finiture per completare gli spazi doccia di ogni tipo, da quelli tradizionali ai più moderni.

Shower baskets are essentials for having all products at hand. These functional elements with unique design are proposed in different shapes, dimensions and finishes to complete the showers of any style, from the traditional to the modern ones.





B9614



B9615

B9611







B9602



B9616



B9609



B9612





B9604 B9601





B9640



B9641


B9642



B9646 B9647




B9648 B9649



B9633 + B9644

B9633 + B9644 + B9643





B2732



B2733



B9639



B9636 - B9656 - B9643





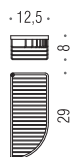


B6232
B6233

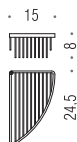


ANGOLARI

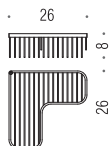
SHOWER BASKETS



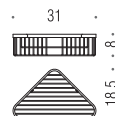
B9608
Angolare semplice
Single corner basket



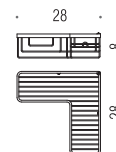
B9610
Angolare semplice
Single corner basket



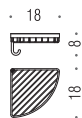
B9611
Angolare semplice
Single corner basket



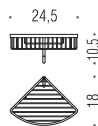
B9613
Angolare semplice
Single corner basket



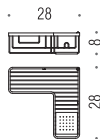
B9615
Angolare semplice
Single corner basket



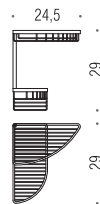
B9602
Angolare semplice
con gancio
Single corner basket
with hook



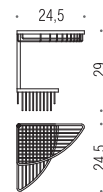
B9616
Angolare semplice
con gancio
Single corner basket
with hook



B9614
Angolare semplice
con ripiano in inox
Single corner basket
with stainless steel shelf



B9607
Angolare doppio
Double corner basket



B9609
Angolare doppio
Double corner basket



Materiale
Material


Ottone / Cromall®
Brass / Cromall®

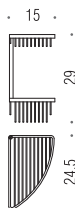
Finiture
Finishes



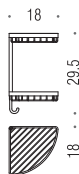
Complemento
Complement

 **Ceramica bianca opaca**
Matt white ceramics

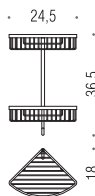
 **Accessori con fissaggio vite e tassello**
Accessories with screw and plug fixing



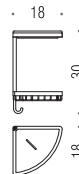
B9612
Angolare doppio
Double corner basket



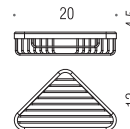
B9604
Angolare doppio con gancio
Double corner basket with hook



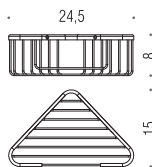
B9617
Angolare doppio con gancio
Double corner basket with hook



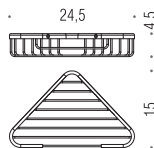
B9601
Angolare doppio con cestino, vaschetta in ceramica e gancio
Double corner basket with bowl and hook



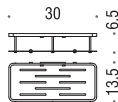
B2732
Angolare semplice
Single corner basket



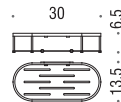
B2733
Angolare semplice
Single corner basket



B2734
Angolare semplice
Single corner basket



B9640
Angolare sganciabile per box doccia
Removable single corner basket for shower



B9641
Angolare sganciabile per box doccia
Removable single corner basket for shower

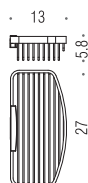


B9642
Angolare sganciabile per box doccia
Removable single corner basket for shower

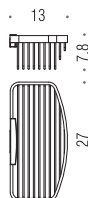


ANGOLARI

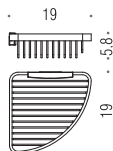
SHOWER BASKETS



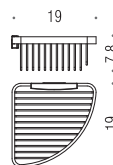
B9647
Angolare sganciabile
per box doccia
 Removable single corner
 basket for shower



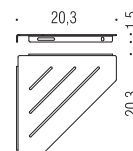
B9646
Angolare sganciabile
per box doccia
 Removable single corner
 basket for shower



B9649
Angolare sganciabile
per box doccia
 Removable single corner
 basket for shower



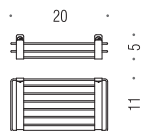
B9648
Angolare sganciabile
per box doccia
 Removable single corner
 basket for shower



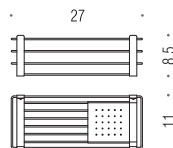
B9655
Porta oggetti da doccia
e vasca
 Basket for shower and bath



Angolaring



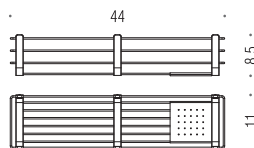
B9631
Porta oggetti
da doccia e vasca
 Basket for shower and bath



B9632
Porta oggetti da doccia
e vasca con ripiano inox
 Basket for shower and bath
 with stainless steel shelf



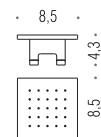
senza ripiano inox
 without stainless steel shelf



B9633
Porta oggetti da doccia
e vasca con ripiano inox
 Basket for shower and bath
 with stainless steel shelf



senza ripiano inox
 without stainless steel shelf



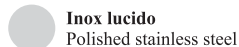
B9644
Mensola in acciaio inox con gancio
per tergovetro (B9636-B9643)
 Stainless steel shelf with hook
 for glass wiper (B9636-B9643)



Materiale
Material

Ottone / Cromall®
Brass / Cromall®

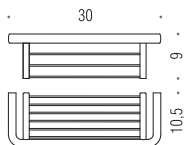
Finiture
Finishes



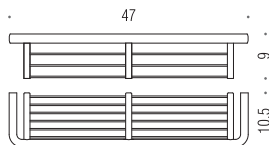
Accessori di aggancio
Hanging accessories



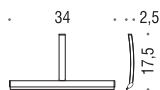
Accessori con fissaggio vite e tassello
Accessories with screw and plug fixing



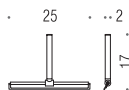
B6232
Porta oggetti
da doccia e vasca
Basket for shower
and bath



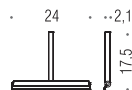
B6233
Porta oggetti
da doccia e vasca
Basket for shower
and bath



B9643
Tergivetro
“AQUACLEAN”
“AQUACLEAN”
Glass wiper



B9636
Tergivetro
“AQUACLEAN”
“AQUACLEAN”
Glass wiper



B9656
Tergivetro
Glass wiper



B9639
Porta tergovetro “AQUACLEAN”
a muro
Wall mounted hook for “AQUACLEAN”
glass wiper



i **Larghezza profilo doccia max 25mm**
Thickness profile shower box max 25mm




CAVALLETTI E SEDILI

UNIVERSAL RACKS AND SEATS

B9634



B9634



B9635



B9710



B9658





B9638 + B9636



B9639 + B9656



Complementi di arredo universali, eleganti ma soprattutto funzionali, per una zona doccia full-optional, pratica e comoda.

Universal, elegant and functional furnishing objects, for a full-optional, handy and comfortable shower area.

B9639 + B9643





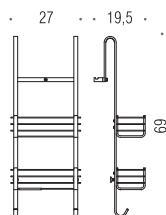
B9637





CAVALLETTI E SEDILI

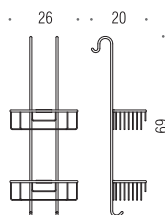
UNIVERSAL RACKS AND SEATS



B9634
“Cavalletto” porta oggetti
universale per box doccia
Universal rack for shower-box



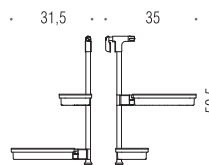
i Larghezza profilo doccia max 25mm
Thickness profile shower box max 25mm



B9635
“Cavalletto” porta oggetti
universale per box doccia
Universal rack for shower-box



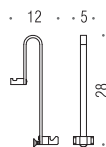
i Larghezza profilo doccia max 25mm
Thickness profile shower box max 25mm



B9710
Porta oggetti universale
GIPSY per box doccia
GIPSY universal shelf for shower-box



i Larghezza profilo doccia da 5mm a 45mm
Thickness profile shower box from 5mm to 25mm



B9638
Porta tergovetro “AQUACLEAN”
da appendere
Hanger for “AQUACLEAN” glass wiper



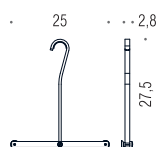
i Larghezza profilo doccia max 32mm
Thickness profile shower box max 32mm



B9639
Porta tergovetro “AQUACLEAN” a muro
Wall mounted hook for “AQUACLEAN”
glass wiper



i Larghezza profilo doccia max 25mm
Thickness profile shower box max 25mm



B9650
Kit di fissaggio per asta doccia
Fixing kit for shower bar



i Larghezza profilo doccia da 5mm a 45mm
Thickness profile shower box from 5mm to 25mm

Materiale
Material

Ottone / Cromall®
Brass / Cromall®

Finiture
Finishes



Cromo
Chrome



Nero Opaco RAL 9005
Matt Black



Nero
Black



Bianco
White

Complemento
Complement



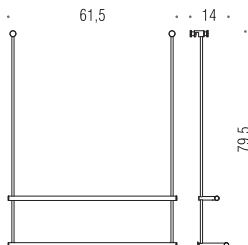
Vetro acidato naturale
Natural acid glass



Accessori di aggancio
Hanging accessories



Accessori con fissaggio vite e tassello
Accessories with screw and plug fixing



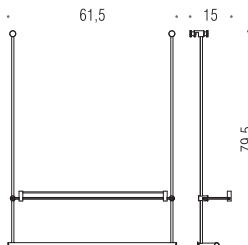
B9658

“Cavalletto” universale per box doccia con due porta salviette

Universal rack for shower-box with two towel holders



Spessore profilo doccia da 6mm a 10mm
Thickness profile shower box from 6mm to 10mm



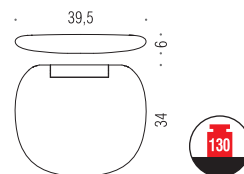
B9659

“Cavalletto” porta oggetti universale per box doccia con mensola e porta salvietta

Universal rack for shower-box with shelf and towel holder

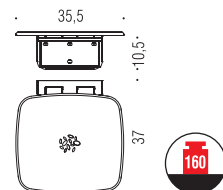


Spessore profilo doccia da 6mm a 10mm
Thickness profile shower box from 6mm to 10mm



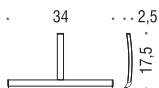
B9637

Sedile doccia ribaltabile in poliuretano integrale, completo di staffa a muro in alluminio
Shower seat in polyurethane, complete with wall aluminum bracket



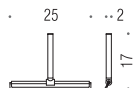
B9645

Sedile doccia ribaltabile con finitura fotoincisa antiscivolo, completo di staffa a muro
Tilt-up shower seat with antislip finish, complete with wall bracket



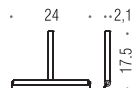
B9643

Tergivetro “AQUACLEAN”
“AQUACLEAN”
Glass wiper



B9636

Tergivetro “AQUACLEAN”
“AQUACLEAN”
Glass wiper



B9656

Tergivetro
Glass wiper



2024 EDITION

Specchi

Mirrors

MADE IN ITALY



SPECCHI INGRANDITORI

MAGNIFYING MIRRORS

Da appoggio, da muro, con luce incorporata. Dalla forma squadrata o tondeggiante.
Gli specchi ingranditori sono l'alleato prezioso per il make-up di ogni donna e l'accessorio ideale per chi desidera avere una visione più dettagliata del proprio viso.

The magnifying mirrors are the best partner for womens' make-up and the ideal accessory for everyone aiming to have a more detailed view of their own face. Our line includes wall or standing mirrors, with LED built-in light, in a rounded or squared shape.



B9759





B9756



B9751

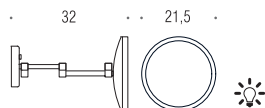






SPECCHI INGRANDITORI

MAGNIFYING MIRRORS

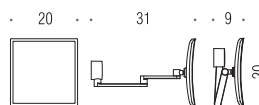


B9954

Specchio ingranditore (3x) a muro con luce LED incorporata
Wall magnifying mirror (3 times) complete with built-in LED light



1,6W max	240V-60Hz	CE	IP44
-------------	-----------	----	------

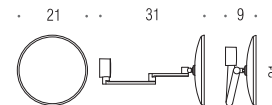


B9754

Specchio ingranditore (5x) a muro
Wall magnifying mirror (5 times)



3W	V out 12V DC	230V-50Hz	CE	IP44	□	A
----	-----------------	-----------	----	------	---	---

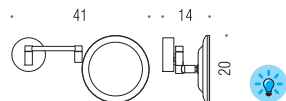


B9759

Specchio ingranditore (5x) a muro
Wall magnifying mirror (5 times)



3W	V out 12V DC	230V-50Hz	CE	IP44	□	A
----	-----------------	-----------	----	------	---	---

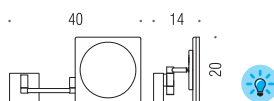


B9751

Specchio ingranditore (3x) a muro con luce a LED (240V) incorporata
Wall magnifying mirror (3 times) complete with LED built-in light



3W	V out 12V DC	240V-60Hz	CE	IP44	□	A
----	-----------------	-----------	----	------	---	---



B9756

Specchio ingranditore (3x) a muro con luce a LED incorporata
Wall magnifying mirror (3 times) complete with LED built-in light



3W	V out 12V DC	230V-50Hz	CE	IP44	□	A
----	-----------------	-----------	----	------	---	---

Materiale
Material

Ottone / Cromall®
Brass / Cromall®

Finiture
Finishes



Cromo
Chrome



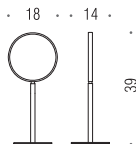
Nero Opaco RAL 9005
Matt Black



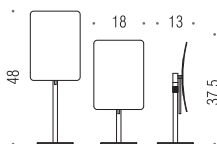
Accessori con fissaggio vite e tassello
Accessories with screw and plug fixing



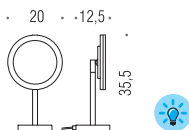
Accessori d'appoggio
Free-standing accessories



B9752
Specchio ingranditore (3x) d'appoggio
Standing magnifying mirror (3 times)



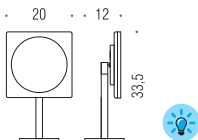
B9753
Specchio ingranditore (3x) d'appoggio regolabile in altezza
Standing magnifying mirror (3 times), adjustable in height



B9750
Specchio ingranditore (3x) da appoggio con luce a LED (220V) incorporata
Standing magnifying mirror (3 times) with LED built-in light



3W	V _{out} 12V DC	230V-50Hz	CE	IP44		A
----	----------------------------	-----------	----	------	--	---



B9755
Specchio ingranditore (3x) da appoggio con luce a LED incorporata
Standing magnifying mirror (3 times) complete with LED built-in light



3W	V _{out} 12V DC	230V-50Hz	CE	IP44		A
----	----------------------------	-----------	----	------	--	---

FASHION MIRRORS

B2044



B2041

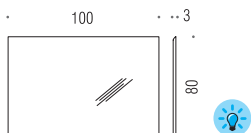


Specchi nati per dare vita ad un ambiente bagno esclusivo, che unisce praticità e piacere, in modo del tutto naturale e fluido. Le più avanzate soluzioni tecnologiche si abbinano al lusso elegante e sofisticato, trasformando l'ambiente bagno in un luogo quasi sacro che stimola i cinque sensi.

Mirrors born to give life to an exclusive bathroom, combining convenience and pleasure, in a completely natural and fluid way. The most cutting - edge technological solutions combining with stylish and sophisticated luxury, making the bathroom an almost sacred place stimulating the five senses.



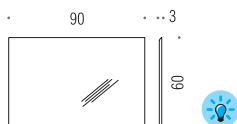
FASHION MIRRORS



B2064
Specchio in alluminio a LED
Aluminum wall mirror with LED



24,48W	V _{out} 12V DC	230V-50Hz	CE	IP44	
--------	----------------------------	-----------	----	------	--



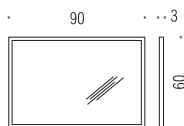
B2065
Specchio in alluminio a LED
Aluminum wall mirror with LED



20,16W	V _{out} 12V DC	230V-50Hz	CE	IP44	
--------	----------------------------	-----------	----	------	--



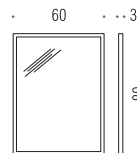
B2040
Specchio con cornice
in acciaio inox
supermirror 6mm
Wall mirror, 6 mm.
stainless-steel
supermirror frame



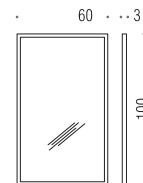
B2041
Specchio con cornice
in acciaio inox
supermirror 6mm
Wall mirror, 6 mm.
stainless-steel
supermirror frame



B2043
Specchio con cornice
in acciaio inox
supermirror 6mm
Wall mirror, 6 mm.
stainless-steel
supermirror frame



B2044
Specchio con cornice
in acciaio inox
supermirror 6mm
Wall mirror, 6 mm.
stainless-steel
supermirror frame



B2045
Specchio con cornice
in acciaio inox
supermirror 6mm
Wall mirror, 6 mm.
stainless-steel
supermirror frame




Ogni specchio non comprensivo di presa ed interruttore
Mirror without socket and switch

Ogni specchio può essere montato orizzontale o verticale
Every mirror can be installed both horizontally and/or vertically

Materiale
Material


Ottone / Cromall®
Brass / Cromall®

Finiture
Finishes

 **Inox lucido**
Polished stainless steel

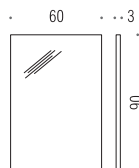
 **Alluminio**
Aluminum


SAINT-GOBAIN
GLASS

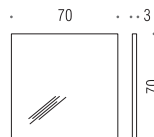
 **Accessori con fissaggio vite e tassello**
Accessories with screw and plug fixing



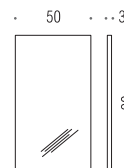
B2006
Specchio Gallery
Gallery mirror



B2008
Specchio Gallery
Gallery mirror




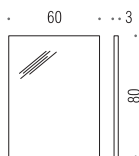
B2010
Specchio Gallery
Gallery mirror



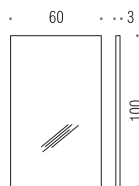
B2011
Specchio Gallery
Gallery mirror



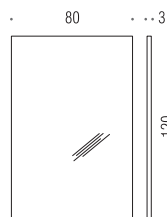
 **Ogni specchio può essere montato orizzontale o verticale - spessore vetro 5 mm**
Every mirror can be installed both horizontally and/or vertically - glass thickness 5 mm.



B2012
Specchio Gallery
Gallery mirror




B2013
Specchio Gallery
Gallery mirror



B2015
Specchio Gallery
Gallery mirror




 **Ogni specchio può essere montato orizzontale o verticale - spessore vetro 5 mm**
Every mirror can be installed both horizontally and/or vertically - glass thickness 5 mm.

2024 EDITION

Contract Comunità

Contract Community

MADE IN ITALY



C O N T R A C T




“Ospitalità è semplicemente l’opportunità di mostrare amore e cura.”


“Hospitality is simply an opportunity to show love and care.”

Contract è la linea di prodotti Colombo Design pensata per le stanze da bagno di hotel e spazi pubblici. Una selezione di accessori proposti per questi ambienti dove igiene, funzionalità, sicurezza e comodità sono sempre più importanti.

Contract is Colombo Design product line conceived for the hotel bathrooms and public areas. A selection of accessories suggested for these spaces where hygiene, functionality, safety and comfort are more and more important.



B9990 - B9987



B9987



B9989





B9722





B9733
B9734



B9735



B9953





B2733

B2734



B2732









B9961 - B9982



B9961 + B9996





B9211 - B9210



B9968 - B9962

B9213 - B9212



B9210



B9756



B9759



B9751



B9754





B9981



B9984



B9993N



B9973



B9971 + B9999



B9998 + B9974



B9994



B9995







B3707

B2706

B9706

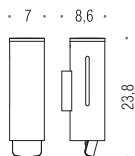
B9967 (FLAT)



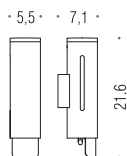
B9955 (SIT)



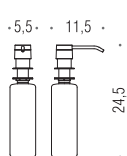
CONTRACT



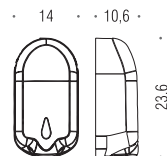
B9979N
Spandisapone
(L 0,35)
Soap dispenser



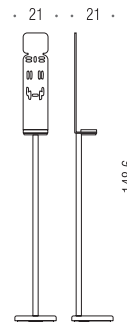
B9986N
Spandisapone
(L 0,25)
Soap dispenser



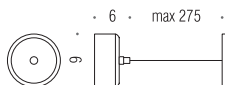
B9989
Spandisapone
da incasso (L 0,35)
Built in soap dispenser



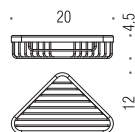
B9987
Distributore elettronico di sapone
e gel igienizzante touchless (L 1,1)
Electronic touchless soap
and hand sanitizer dispenser



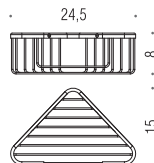
B9990
Piantana per distributore
elettronico di sapone e gel
igienizzante touchless (art. B9987)
Standing column for electronic
touchless soap and hand sanitizer
dispenser



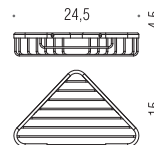
B9965
Filo stendibiancheria
riavvolgibile in acciaio inox
Stainless steel retractable
cloth line



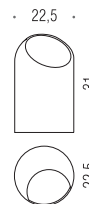
B2732
Angolare semplice
Single corner basket



B2733
Angolare semplice
Single corner basket





B2734
Angolare semplice
Single corner basket

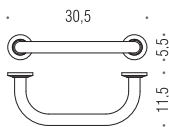


B9969
Cestino gettacarte
in ABS (L 10)
ABS paper basket




 **Accessori con fissaggio vite e tassello**
Accessories with screw and plug fixing

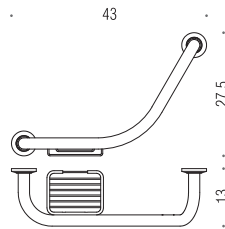
 **Accessori d'appoggio**
Free-standing accessories



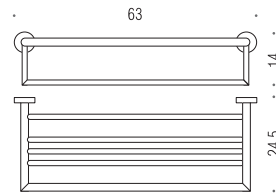
B9720
Maniglione da vasca
Bath grab-bar
conforme - it complies with
UNI 11064:2003



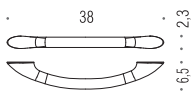
B9721
Maniglione da vasca
Bath grab-bar
conforme - it complies with
UNI 11064:2003



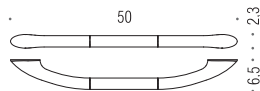
B9722
Maniglione da vasca con porta sapone reversibile
Bath grab-bar with reversible soap shelf
conforme - it complies with
UNI 11064:2003



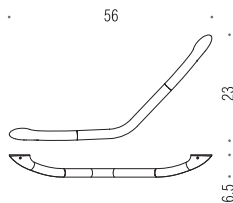
B9953
Rack porta salviette in acciaio inox AISI 304 satinato
AISI 304 stainless steel towel holder rack



B9733
Maniglione da vasca
Bath grab-bar
conforme - it complies with
UNI 11064:2003



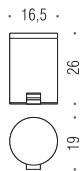
B9734
Maniglione da vasca
Bath grab-bar
conforme - it complies with
UNI 11064:2003



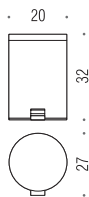
B9735
Maniglione da vasca
Bath grab-bar
conforme - it complies with
UNI 11064:2003



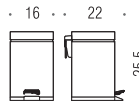
CONTRACT



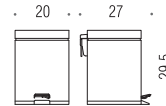
B9962
Poubelle in acciaio inox (L.3)
con sistema di chiusura
ammortizzata
Small pedal bin, polished stainless
steel with amortized closure



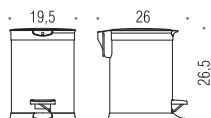
B9968
Poubelle in acciaio inox (L.5)
con sistema di chiusura
ammortizzata
Small pedal bin, polished stainless
steel with amortized closure



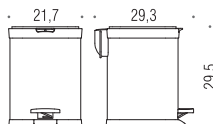
B9210
Poubelle in acciaio inox (L.3)
con sistema di chiusura
ammortizzata
Small pedal bin, polished stainless
steel with amortized closure



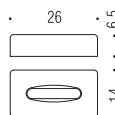
B9211
Poubelle in acciaio inox (L.6)
con sistema di chiusura
ammortizzata
Small pedal bin, polished stainless
steel with amortized closure



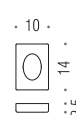
B9212
Poubelle tonda in acciaio inox (L.3)
con sistema di chiusura
ammortizzata
Small pedal bin, satin stainless
steel with amortized closure



B9213
Poubelle tonda in acciaio inox (L.5)
con sistema di chiusura
ammortizzata
Small pedal bin, satin stainless
steel with amortized closure



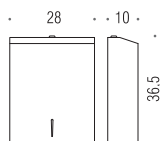
B9961
Porta Kleenex
in ABS cromato
ABS tissue dispenser



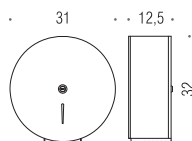
B9982
Porta sacchetti igienici
in ABS cromato
ABS dispenser for
sanitary bags



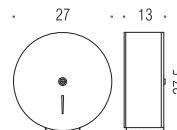
B9996
Porta Kleenex
quadrato in ABS
cromato
ABS square tissue
dispenser



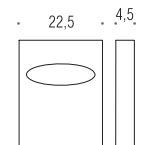
B9960N
Distributore di salviette di carta
con serratura di sicurezza - acciaio inox.
Capienza max fogli carta piegata a «C»,
450 salviette, misura 270x96mm
Stainless steel paper tissue dispenser with
safety lock. Maximum capacity of "C"
folded paper sheets, 450 tissues, 270x96mm size



B9983N
Distributore per rotoli di carta
igienica con serratura di sicurezza
- acciaio inox. Dimensioni max rotolo
inseribile: diametro 300mm
Stainless steel toilet roll dispenser with
safety lock. Maximum dimensions of
inserted roll: 300 mm diameter



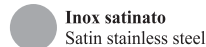
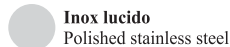
B9987N
Distributore per rotoli di carta
igienica con serratura di sicurezza
- acciaio inox. Dimensioni max rotolo
inseribile: diametro 260mm
Stainless steel toilet roll dispenser with
safety lock. Maximum dimensions of
inserted roll: 260 mm diameter



B9972
Distributore di copri-water
monouso (200 pz.)
con serratura di
sicurezza - acciaio inox
WC seat covers (200 pcs)
dispenser, with security lock

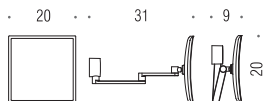


Finiture
Finishes

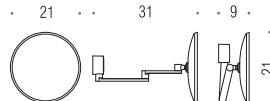


+ Accessori con fissaggio vite e tassello
Accessories with screw and plug fixing

↓ Accessori d'appoggio
Free-standing accessories



B9754
Specchio ingranditore (5x) a muro
Wall magnifying mirror (5 times)



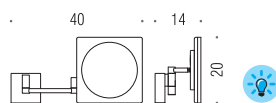
B9759
Specchio ingranditore (5x) a muro
Wall magnifying mirror (5 times)



B9751
Specchio ingranditore (3x) a muro
con luce a LED (240V) incorporata
Wall magnifying mirror (3 times)
complete with LED built-in light



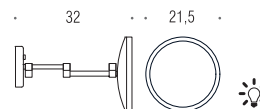
3W	V _{out} 12V DC	240V-60Hz	CE	IP44		A
----	----------------------------	-----------	----	------	--	---



B9756
Specchio ingranditore (3x) a muro
con luce a LED incorporata
Wall magnifying mirror (3 times)
complete with LED built-in light



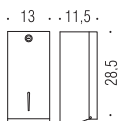
3W	V _{out} 12V DC	230V-50Hz	CE	IP44		A
----	----------------------------	-----------	----	------	--	---



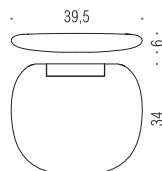
B9954
Specchio ingranditore (3x) a muro con luce LED incorporata
Wall magnifying mirror (3 times) complete with built-in LED light



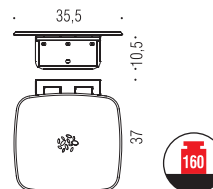
1,6W MAX	240V-60Hz	CE	IP44
-------------	-----------	----	------



B9976
Distributore di carta igienica a foglio
singolo con serratura di sicurezza -
acciaio inox. Capacità: 2 pacchetti di carta
interfogliata o un rotolo di carta igienica
Single sheet stainless steel toilet paper dispenser
with safety lock. Capacity: 2 packages of
interleaved paper or 1 toilet paper roll

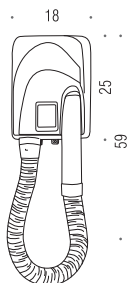


B9637
Sedile doccia ribaltabile in poliuretano integrale,
completo di staffa a muro in alluminio
Shower seat in polyurethane,
complete with wall aluminum bracket



B9645
Sedile doccia ribaltabile con finitura fotoincisa
antiscivolo, completo di staffa a muro
Tilt-up shower seat with
antislip finish, complete with wall bracket



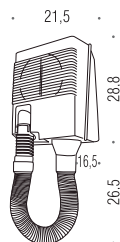


B9993N

Asciugacapelli da parete con presa universale per rasoio 110/220V
Automatic wall hair dryer with universal shaver socket 110/220V



900W	220-240V	50-60Hz	<input type="checkbox"/>	IPX1
------	----------	---------	--------------------------	------

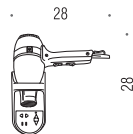


B9973

Asciugacapelli da parete con tubo flessibile
Wall mounted hair dryer with flexible tube



700W	220-240V	50-60Hz	<input type="checkbox"/>
------	----------	---------	--------------------------

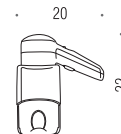


B9994

Asciugacapelli da parete con presa universale per rasoio 110/220V
Automatic wall hair dryer with universal shaver socket 110/220V



1300W	220-240V	50-60Hz	<input type="checkbox"/>
-------	----------	---------	--------------------------



B9995

Asciugacapelli da parete con presa universale per rasoio 110/220V
Automatic wall hair dryer with universal shaver socket 110/220V



1200W	220-240V	50-60Hz	<input type="checkbox"/>
-------	----------	---------	--------------------------



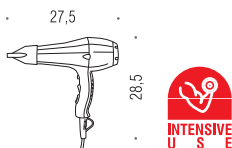
Finiture
Finishes



Accessori con fissaggio vite e tassello
Accessories with screw and plug fixing



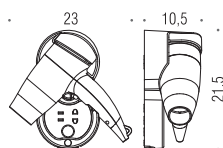
Accessori d'appoggio
Free-standing accessories



B9998
Asciugacapelli FIT
1000W
FIT hair dryer, 1000W



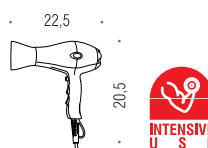
1000W 220-240V 50-60Hz



B9970
Asciugacapelli da parete con presa
universale per rasoio 110/220V in ABS
ABS Automatic wall hair dryer
with universal shaver socket
110/220V



1200W 220-240V 50-60Hz IP21



B9971
Asciugacapelli
1800W
Hair dryer 1800W



1800W 220-240V 50-60Hz



B9999
Supporto a muro
ad anello per FIT
Wall mounted ring
for FIT hair dryer

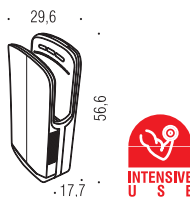




B9974

Supporto a muro ad anello con tasto ON/OFF e funzione antitaccheggio per B9971 e B9998

Wall support for B9971 and B9998 with ON/OFF button and anti-shoplifting function



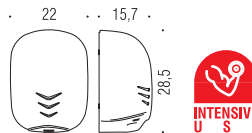
B9981

Asciugamani elettrico eco-jet ad inserimento verticale delle mani. Vaschetta di raccolta acqua. Doppio filtro antibatterico incluso. Resistenza elettrica on/off.

Electric eco-jet hand dryer with "hands in" from above. Water collection bowl and double antibacterial filter included. On/off electric heater.



1100W	220-240V	50-60Hz		IP31
-------	----------	---------	--	------



B9984

Asciugamani per elevata affluenza, ad alta velocità di asciugatura (15 sec.) e risparmio energetico (solo 1100 w). Resistenza elettrica on/off. Azione antibatterica integrata e certificata: lampada uv + filtro epa.

Hand dryer for intense use. High drying speed (15 sec.) and energy saving (only 1100 W). On/off electric heater. Integrated and certified antibacterial action: UV lamp + EPA filter.



Polipropilene bianco
White Polypropylene

Acciaio inox verniciato bianco
White Varnished Stainless steel

Acciaio inox satinato
Satin Stainless steel

Acciaio inox goffrato nero
Black Embossed Stainless steel

Acciaio inox lucido
Polished Stainless steel

1100W	220-240V	50-60Hz		IP23
-------	----------	---------	--	------



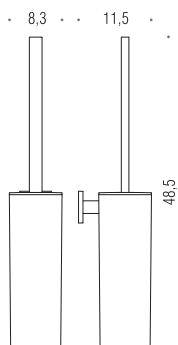
Finiture
Finishes



Accessori con fissaggio vite e tassello
Accessories with screw and plug fixing



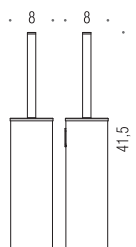
Accessori d'appoggio
Free-standing accessories



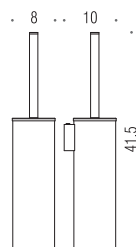
B3707
Porta scopino da parete
Wall mounted brush holder



B2706
Porta scopino d'appoggio
Standing brush holder

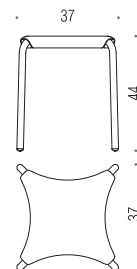


Versione d'appoggio
Standing version



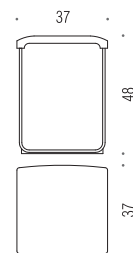
Versione da parete
Hanging version

B9706
SMART Porta scopino d'appoggio e/o da parete, con ciuffo di ricambio incluso
Free standing and/or wall mounted brush holder with spare brush included



Utilizzabile all'interno della cabina doccia
Item can be placed inside a shower cabin

B9955
SIT Sgabello. Seduta: in ABS bianco
Struttura: in alluminio verniciato con polvereepossidica grigia
SIT Seat. Seat: white ABS. Frame: grey epoxy powder coated aluminium



Utilizzabile all'interno della cabina doccia
Item can be placed inside a shower cabin

B9967
FLAT Sgabello. Seduta: in resina termoplastica. Struttura: in alluminio anodizzato
FLAT Seat. Seat: white thermoplastic resin. Frame: anodized aluminium



Concept and graphic design
Colombo Design

Printed in Italy
01/24

Colombo Design si riserva di apportare ai propri prodotti ogni modifica estetica e tecnica che a suo insindacabile giudizio ritenga necessaria.

Il presente catalogo è tutelato dalla legge sui diritti di autore. E' quindi proibita ogni riproduzione, totale o anche parziale.

Il listino prezzi può avere frequenze di aggiornamento superiori al catalogo generale, costituisce quindi lo strumento di consultazione più aggiornato.

Le textures ed i colori dei materiali e delle finiture hanno valore indicativo in quanto soggetti alle tolleranze dei processi di stampa.

Le misure indicate sono espresse, se non specificato diversamente, in centimetri.

Colombo Design reserves the right to modify parts of its collection range whenever necessary without previous notice.

This catalogue is protected by the Italian copyright laws. No part of this catalogue may be reproduced in any form or by any means.

The price-list has a printing frequency higher than the general catalogue, therefore it is the most up-dated consulting tool.

The textures and colours of materials and finishes are not binding as they depend on printing colour tolerances.

All measures mentioned herein are stated in centimeters, if not differently specified.

COLOMBODESIGN.IT

