

2 0 2 4
COLLECTION

LA QUALITÀ SENSIBILE.



Progettare e costruire oggetti
di straordinaria bellezza
e funzionalità da amare ogni
giorno per tutti gli anni
a venire.

Designing and manufacturing
objects of extraordinary beauty
and functionality that can be
truly appreciated every day for
years to come.

A Family Company.

sempre vicini a te

Proprio come una famiglia accudisce i suoi membri con amore e dedizione, così Colombo Design cura i suoi prodotti, con gli stessi valori e le medesime tradizioni, per fare di ogni ambiente una casa, senza scendere mai a compromessi sull'autenticità. Un manifesto contemporaneo dell'essere creativi, curiosi e sperimentali.

handles with care

Just like a family that handles its members with love and care, Colombo Design cares about its family of products and its production with the same values and traditions to make of any place a home, never accepting any compromise to quality and function, individuality and authenticity. Bonding heritage with creativity, curiosity and innovation.

Mission.

la qualità sensibile

Intraprendere un'impresa nel terzo millennio.

Infondere entusiasmo ai collaboratori, convinti che il fattore umano sia condizione essenziale al progresso aziendale.

Produrre secondo criteri di eccellenza nelle varie fasi di lavorazione per offrire prodotti garantiti.

Rinnovare costantemente impianti e procedure per precedere i rischi dell'obsolescenza. Questi i requisiti di Colombo Design, leader mondiale nella produzione di accessori bagno, presente in 93 paesi nel mondo attraverso una fitta rete di agenti e distributori. Una realtà solida, nata nel 1991, che si estende su una superficie di 100.000 mq, di cui 25.000 mq coperti, a Terno d'Isola in provincia di Bergamo.

discerning quality

Creating a business in the third millenium.

Motivating staff by recognising that human resources are essential to the company development.

Achieving manufacturing excellence at every stage of production so that products may be guaranteed.

Continuously updating machinery and manufacturing procedures in order to maintain quality levels in harmony with our environment. These are core principles of Colombo Design, world leader in the production of bathroom accessories, present in 93 countries worldwide through an extensive network of agents and distributors. A solid reality, founded in 1991, based in Terno d'Isola, in the province of Bergamo, with an area of 100,000 square meters, of which 25,000 sqm are covered.

Network.

factory

BERGAMO - ITALY

distributors

ARGENTINA
ARMENIA
AUSTRALIA
AUSTRIA
AZERBAIJAN
BAHRAIN
BELARUS
BELGIUM
BENIN
BOSNIA and HERZEGOVINA
BRAZIL
BULGARIA
CANADA
CHILE
CHINA
COLOMBIA
CROATIA
CYPRUS
CZECH REPUBLIC

DENMARK
ECUADOR
EGYPT
ESTONIA
FINLAND
FRANCE
GEORGIA
GERMANY
GREECE
HONG KONG
HUNGARY
ICELAND
INDIA
INDONESIA
IRAN
IRAQ
IRELAND
ISRAEL
IVORY COAST

JAPAN
JORDAN
KAZAKHSTAN
KENYA
KYRGYZSTAN
KUWAIT
LATVIA
LEBANON
LIBYA
LITHUANIA
MACEDONIA
MALAYSIA
MALTA
MEXICO
MOLDOVA
MONACO
MONTENEGRO
MOROCCO
NETHERLANDS

NEW CALEDONIA
NEW ZEALAND
NIGERIA
OMAN
PAKISTAN
PANAMA
PHILIPPINES
POLAND
PORTUGAL
PUERTO RICO
QATAR
ROMANIA
RUSSIA
SAUDI ARABIA
SENEGAL
SERBIA
SINGAPORE
SLOVAKIA
SLOVENIA

SOUTH AFRICA
SOUTH KOREA
SPAIN
SWEDEN
SWITZERLAND
SYRIA
THAILAND
TUNISIA
TURKEY
UAE
UKRAINE
UNITED KINGDOM
USA
UZBEKISTAN
VENEZUELA
VIETNAM
ZIMBABWE



Lo sviluppo è sostenibile se soddisfa i bisogni delle generazioni presenti senza compromettere le possibilità per le generazioni future di soddisfare i propri bisogni.

(Brundtland Report, United Nations, 1987)

È tempo di green made

Green Made significa pensare, progettare e produrre in armonia con l'ambiente.

Green Made: perché In una economia globale assume un ruolo sempre più importante la protezione delle risorse disponibili ed in particolare lo studio degli aspetti ambientali legati alle diverse attività produttive. L'aumento dei consumi delle risorse non rinnovabili (i minerali ed i metalli come pure i combustibili fossili), dovuto alla costante crescita della popolazione mondiale, impone standards di produzione che privilegino la conservazione delle risorse disponibili. I nostri processi produttivi sono frutto di una globale attenzione alla tutela dell'ambiente.

La gestione accurata di questi processi ha portato, tra le altre cose, all'ottenimento della certificazione UNI EN ISO 14001 «Sistema di gestione ambientale certificato».

Green Made: il valore Ogni singola fase di progettazione e produzione è attentamente analizzata sotto il profilo dell'impatto ambientale ed ogni scelta successiva dettata dal raggiungimento degli obiettivi di eco compatibilità. Così durante la produzione vera e propria, saranno le più avanzate tecnologie appositamente sviluppate ed i più severi controlli, effettuati da personale qualificato, a garantire Green Made by Colombo Design: un prodotto nato con il pensiero costantemente rivolto all'ambiente.

Sustainable development is development that meets the needs of the present without compromising the ability of future generations to meet their own needs.

(Brundtland Report, United Nations, 1987)

it's green made time

«Green made» means thinking, developing and manufacturing in harmony with our environment.

Green Made: why Protecting our resources is more and more important in a global economy, and in particular paying attention to reflections of manufacturing onto the environment. Increase of consumptions of non-renewable resources (minerals, metals and fossil combustibles) due to increase of population, imposes manufacturing standards which privilege conservation of the available resources and raw materials. Our production processes are the result of a total attention to environmental protection. By the accurate management of these processes we obtained the UNI EN ISO 14001 certification «Certified environmental management system».

Green Made: values Each design and production step is carefully checked with regards to the environmental impact and each following decision is taken if our eco-compatibility objectives are fully reached. This means that when we manufacture our products, the Green Made concept by Colombo Design will be guaranteed by the advanced technologies and very strict controls carried out by a very highly qualified personnel, generating a product conceived constantly thinking of the environment.

Warranties.



UNI EN ISO 9001

Sistema di gestione certificato da ICIM

Questa certificazione è valida per il seguente campo applicativo:
Progettazione e fabbricazione di maniglie, complementi per arredamento e di accessori per l'arredo del bagno in materiali non ferrosi.

Certified management system by ICIM

This certification is valid for the following application field:
Design and manufacture of handles, furniture co-ordinated accessories and bathroom furniture accessories in non-ferrous materials.



UNI EN ISO 14001

Sistema di gestione certificato da ICIM

Questa certificazione è valida per il seguente campo applicativo:
Progettazione e fabbricazione di maniglie e complementi per arredamento in materiale non ferroso, accessori per l'arredo del bagno mediante le fasi di: pressofusione, burattatura, pulitura, galvanica, verniciatura, assemblaggio, confezionamento ed immagazzinamento.

Certified management system by ICIM

This certification is valid for the following application field:
Design and manufacture of non-ferrous handles and coordinated furniture accessories, bathroom furniture accessories by: die-casting, tumble finishing, polishing, electroplating, varnishing, assembling, packing and storing.

Certifications.



Trattamento di protezione garantito 30 anni

Con la garanzia di “30 anni” sulle finiture **HPS Zirconium Gold, Oromat, HPS/SS Satinata, Grafite, Grafite Mat, Vintage e Vintage Mat**. I prodotti trattati con il processo PVD garantiscono prestazioni di lunga durata. L'utilizzo di questi prodotti è particolarmente indicato in ambienti corrosivi, come aree marine ricche di salsedine o in zone soggette a piogge acide. L'utilizzo in pieno sole e le escursioni di temperatura non pregiudicano l'estetica del prodotto con viraggi di tonalità del colore. La durezza del rivestimento e il basso coefficiente di attrito superficiale garantiscono un'ottima resistenza ai graffi dovuti, per esempio, all'utilizzo di anelli. Eventuali ammaccature provocate da urti o colpi possono intaccare l'integrità e provocare il decadimento delle prestazioni del rivestimento.



Trattamento di protezione garantito 10 anni

La lunga esperienza maturata nel settore dei trattamenti galvanici, unita alla scelta di prestare particolare attenzione alla qualità nei processi produttivi, consentono a Colombo Design di garantire le finiture dei suoi prodotti oltre la normale copertura prevista dalla legge. E' quindi con particolare orgoglio che offriamo ai nostri utenti la garanzia di “10 anni” sulle finiture **Cromo, Satinata, Bianco opaco e Nero opaco**. Per un utilizzo ottimale del prodotto, ed ottemperare alle regole della garanzia: evitare l'impiego di sostanze solventi, abrasivi, alcool; rimuovere le eventuali tracce di sporco e polvere solo con un panno inumidito in acqua tiepida.

Treatment protection guaranteed 30 years

Treatment with warranty of “30 years” on **HPS Zirconium Gold, Matt gold, HPS/SS Satin, Graphite, Matt Graphite, Vintage and Matt Vintage** finishings. All PVD-treated products with High Protection System finishing guarantee better performance than any other type of coating, either galvanic or lacquer. The use of these products is strongly recommended in such places as high-salinity marine areas or areas subject to acid rains. The use in bright sunshine and temperature ranges does not cause color changes. The hardness of the coating and the low rate of surface friction ensure a very good resistance to scratches due to the use of rings (for example). Any dents due by hits or impact can spoil the surface and affect the coating performance.

Treatment protection guaranteed 10 years

The long experience in the field of galvanic treatments, combined with the choice to pay special attention to the quality in production processes, enable Colombo Design to ensure the finishings of its products beyond the normal warranty provided by law. It is therefore with great pleasure, we offer to our end-users the warranty of “10 years” on **Chrome, Satin, Matt white and Matt black** finishings. This commitment of product durability is our strong and alternative response to consumerism «disposable». For maximum performance, kindly comply with the rules of warranty: do not use solvents, abrasives or alcohol; remove any traces of dirt and dust only with a cloth damped in water.

PVD



Pvd collection, ispirata dai nuovi colori di tendenza.


Il trattamento PVD (Physical Vapor Deposition) è un processo di altissimo livello tecnologico che, mediante deposizione fisica da vapore di una sottile pellicola di straordinaria durezza, permette di ottenere un rivestimento superficiale dalle eccezionali caratteristiche estetiche e tecniche. Una tecnologia utilizzata per offrire tonalità cromatiche stabili nel tempo e per garantire prodotti con elevata durezza superficiale, inalterabilità ai raggi UV, resistenza all'usura, all'abrasione e alla corrosione. Garantito 30 anni e realizzato internamente negli stabilimenti produttivi Colombo Design mediante l'utilizzo di una speciale macchina, il trattamento PVD è disponibile nelle finiture Oromat, Zirconium Gold, Zirconium stainless-steel, Vintage, Vintage Mat, Grafite e Grafite Mat.



Pvd collection, be inspired by new trending colors.

PVD (Physical Vapor Deposition) treatment is a process of the highest technological level which allows to obtain a surface coating with exceptional aesthetic and technical characteristics through physical vapor deposition of a thin film of extraordinary hardness. A technology used to offer stable color tones over time and to guarantee products with high surface hardness, inalterability against UV rays, resistance to wear and corrosion. 30 years warranted and obtained internally in the Colombo Design production plants using a special machine, the PVD treatment is available in Oromat, Zirconium Gold, Zirconium stainless-steel, Vintage, Vintage Mat, Graphite and Matt Graphite finishes.

Materials, Galvanic Treatment and Finishings.



materiali

- OTTONE
- CROMALL®
- ACCIAIO INOX AISI 316 L

ciclo standard trattamento galvanico

- OTTONE e/o CROMALL®
leghe metalliche con qualità certificata
- strato di pre-rame elettrodeposto
- secondo strato di rame elettrodeposto
- strato livellante di NICHEL elettrodeposto
ad altissimo spessore
- CROMO galvanico
- trattamento PVD solo per finiture
HPS ZIRCONIUM GOLD, OROMAT
HPS/SS SATINATA, GRAFITE, GRAFITE MAT
VINTAGE, VINTAGE MAT

materials

- SOLID BRASS
- CROMALL®
- AISI 316 L INOX STAINLESS-STEEL

standard galvanic treatment cycle

- SOLID BRASS and/or CROMALL®
metal alloys of certified quality
- first electroplated copper layer
- second electroplated copper layer
- very high electroplated NICKEL
levelling layer
- electroplated CHROME
- PVD treatment applicable only on finishings
HPS ZIRCONIUM GOLD, MATT GOLD
HPS/SS SATIN, GRAPHITE, MATT GRAPHITE
VINTAGE, MATT VINTAGE



Thinking Design.

la nostra idea di design è trovare soluzioni e risolvere problemi.

Saper intuire le necessità del consumatore, nelle varie sfumature derivate dalle culture, dalle età e rispondervi con coscienza etica, sapienza tecnica e armonia estetica.

our idea of design is to find solutions and solve problems.

Understanding the needs of the consumer, with all the differences between cultures and between generations, reacting with ethical awareness, technical expertise and aesthetic harmony.

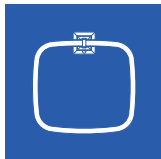
Collections.

le collezioni the collections



- | | | |
|-------------------|-------------------|-------------------|
| 15 _mini | 119 look | 231 plus |
| 35 alیزé | 141 lulù | 259 road |
| 51 forever | 163 luna | 275 time |
| 67 khala | 179 melò | 299 trenta |
| 83 land | 195 nordic | |
| 101 link | 215 over | |

Classic Line



- 319 **hermitage**
343 **portofino**

piantane e colonne free standing and wall columns



- 425 **isole²**
435 **planets**
447 **square**
455 **units**

ADJ collection



- 531 **complementi in pelle**
/ leather complements

specchi mirrors



- 609 **specchi ingranditori**
/ magnifying mirrors
619 **fashion mirrors**

basic



- 365 **basic**
387 **basicQ**

coordinati d'arredo design complements



- 465 **appenditutto** / coat hangers
483 **oggettistica** / free standing objects
503 **mood bath**
517 **complementi** / complements

coordinati doccia shower complements



- 569 **angolari** / shower baskets
595 **cavalletti & sedili**
/ universal racks & seats

contract comunità contract community



- 627 **contract**

PVD collection



- 407 **_mini**
409 **look**
411 **plus**
413 **trenta**

2024 EDITION

Le Collezioni

The Collections

MADE IN ITALY



MINI





Lo stile minimale, con soluzioni funzionali e ricercate, è entrato nell'ambiente bagno trasformandolo. Il benessere è protagonista e sono proprio gli accessori bagno a rendere l'atmosfera unica ed esclusiva. Nella collezione di accessori bagno **MINI**, le linee sono pulite e lineari. Le finiture sono cromate o opache. I colori sono nero, oromato, cromo e grafite. Il tutto coglie la perfetta armonia di un design evergreen capace di durare nel tempo. L'essenziale si rivela.

M | N | I | Design: Colombo Design

Minimal style, with functional and sophisticated solutions, has entered the bathroom space, transforming it. Wellness is the protagonist, and it is the bathroom accessories that make the atmosphere unique and exclusive. In the **MINI** bathroom accessories collection, the lines are clean and linear. The finishes are chrome or matt. Colors are black, matt gold, chrome and graphite. The whole captures the perfect harmony of an evergreen design capable of lasting over time. The essential is revealed.



B4001

B9342-B4002









B4012



B4031









B4090

B4008S-B4008D



B4007







B4018

B4038



MINI

Design: Colombo Design



B4001
Porta sapone
Soap dish holder



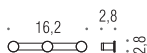
B4002
Porta bicchiere
Glass holder



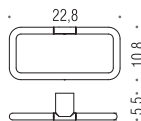
B9342
Spandisapone (L 0,15)
Soap dispenser



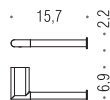
CD107
Appenditutto
Hook



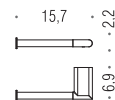
CD117
Appenditutto
Hook



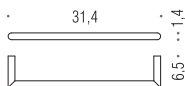
B4031
Porta salvietta ad anello
Ring towel holder



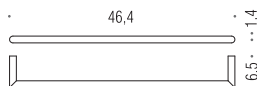
B4008D
Porta rotolo
Paper holder



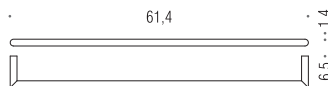
B4008S
Porta rotolo
Paper holder



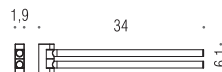
B4009
Porta salvietta
Towel holder



B4010
Porta salvietta
Towel holder



B4011
Porta salvietta
Towel holder



B4012
Porta salvietta doppio a snodo
Double bar towel holder



Materiale
Material

Ottone / Cromall®
Brass / Cromall®

Complemento
Complement

Vetro acidato naturale
Natural acid glass



Accessori con fissaggio vite e tassello
Accessories with screw and plug fixing



Accessori d'appoggio
Free-standing accessories

Finiture
Finishes



Cromo
Chrome



Oromat
Matt Gold



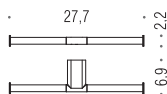
HPS/SS
Stainless Steel



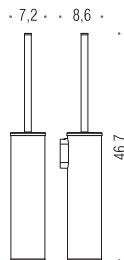
Grafite Mat
Matt Graphite



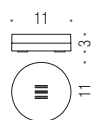
Nero Opaco
RAL 9005
Matt Black



B4090
Porta rotolo doppio
Double paper holder



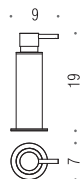
B4007
Porta scopino
Hanging brush holder



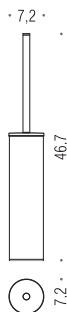
B5240
Porta sapone d'appoggio
Standing soap dish holder



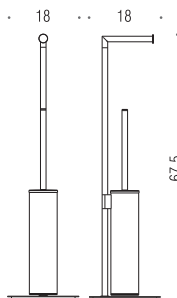
W4941
Porta bicchiere d'appoggio
Standing glass holder



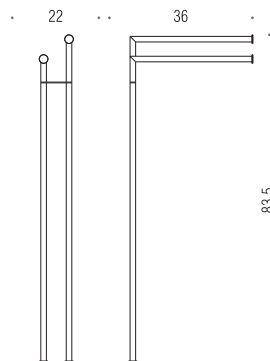
W4980
Spandisapone (L 0,15) d'appoggio
Standing soap dispenser



B4006
Porta scopino d'appoggio
Standing brush holder




B4018
Piantana con porta rotolo e porta scopino
Standing column equipped with paper holder and brush holder



B4038
Piantana con due porta salvietta
Standing column equipped with two towel holders





ALIZÉ



“La prima regola, e forse l’unica, del buono stile è che si abbia qualcosa da dire: con questa regola si va lontano.”

“The first rule, then, for a good style is that the author should have something to say; nay, this is in itself almost all that is necessary.”

Arthur Schopenhauer

Un approccio alla materia proprio come l'avrebbe avuto l'aliseo, plasmando e avvolgendo ogni contrasto e accarezzando ogni dettaglio degli accessori; ne risultano delle figure dai profili morbidi e dai toni briosi, che ben si adattano a completare le nuove sale da bagno ed a rinnovare quelle passate.

Approaching like the sail winds shaping and stroking all minute contrasts in accessories, the result is figures alive with soft melodies and profiles that are well suited to complement the new bathrooms and to renew the old ones.



B2509





B9330S






B2512





B2511
B2510
B2509





AR37



B2508D

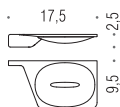


B2507S
B2506

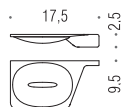


ALIZÉ

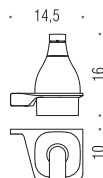
Angeletti Ruzza Design



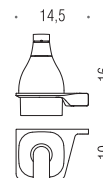
B2501D
Porta sapone destro
Right soap dish holder



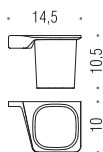
B2501S
Porta sapone sinistro
Left soap dish holder



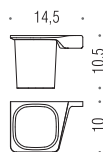
B9330D
Spandisapone destro (L 0,50)
Right soap dispenser



B9330S
Spandisapone sinistro (L 0,50)
Left soap dispenser



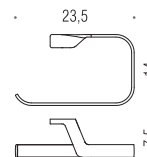
B2502D
Porta bicchiere destro
Right glass holder



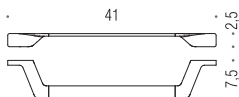
B2502S
Porta bicchiere sinistro
Left glass holder



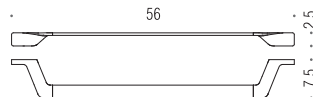
AR37
Appenditutto
Hook



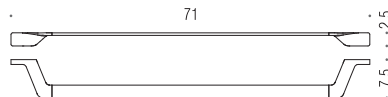
B2531
Porta salvietta ad anello
Ring towel holder



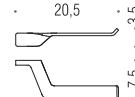
B2509
Porta salvietta
Towel holder



B2510
Porta salvietta
Towel holder



B2511
Porta salvietta
Towel holder



B2508D
Porta rotolo destro
Right paper holder



Materiale
Material

Ottone / Cromall®
Brass / Cromall®

Finiture
Finishes



Cromo
Chrome

Complemento
Complement



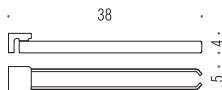
Vetro acidato naturale
Natural acid glass



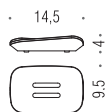
Accessori con fissaggio vite e tassello
Accessories with screw and plug fixing



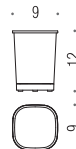
Accessori d'appoggio
Free-standing accessories



B2512
Porta salvietta doppio a snodo
Double bar towel holder



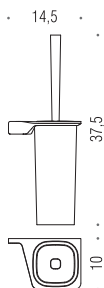
B2540
Porta sapone d'appoggio
Standing soap dish holder



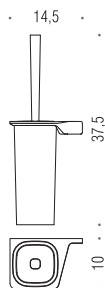
B2541
Porta bicchiere d'appoggio
Standing glass holder



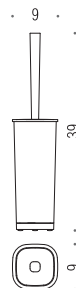
B9331
Spandisapone (L 0,50) d'appoggio
Standing soap dispenser



B2507D
Porta scopino destro
Right hanging brush holder

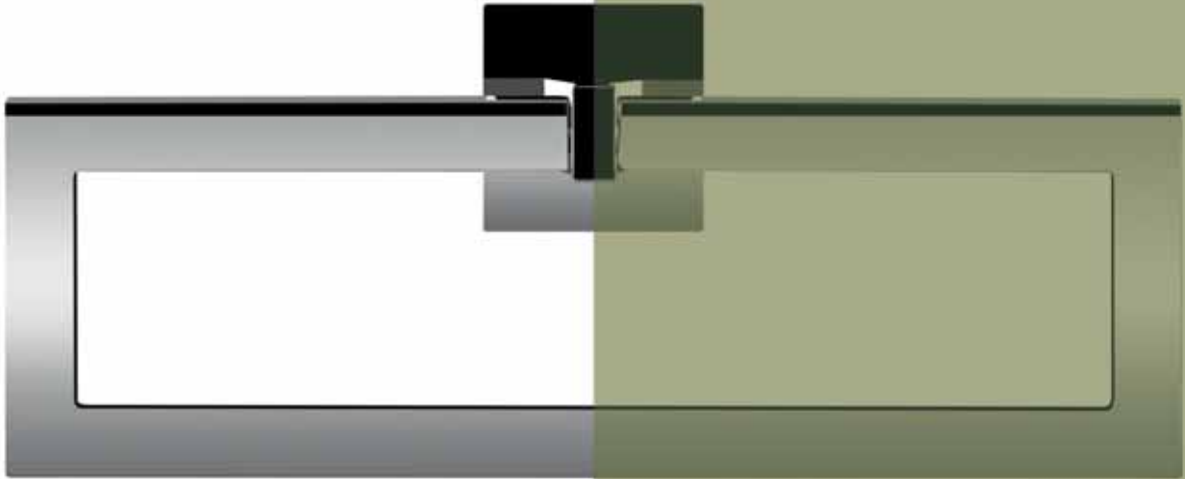


B2507S
Porta scopino sinistro
Left hanging brush holder



B2506
Porta scopino d'appoggio
Standing brush holder





FOREVER



“Dobbiamo usare saggiamente il tempo e capire sempre che i tempi sono maturi per fare la cosa giusta.”

“We must use time wisely and forever realize that the time is always ripe to do right.”

Nelson Mandela



Fascino essenziale e moderno, questa è la collezione Forever di Colombo Design. Una ricca proposta in finitura cromata, accessori che diventano decorazione delle stanze da bagno improntate al benessere, al relax e all'intimità. Arredare il bagno con la linea di accessori Forever costituisce una scelta nel contempo di stile e funzionale. Il motivo? Il fissaggio ottenuto con uno speciale nastro biadesivo, valore aggiunto della serie.

Essential and modern charm, this is the Forever collection by Colombo Design. A wide-ranging proposal in chrome finish, for accessories that become decoration of bathrooms for wellbeing, relaxation and intimacy. To beautify your bathroom with Forever accessories is a choice both functional and stylish. The reason? The fixing system obtained with a special bi-adhesive tape, added value of this series.

B2901



B2902-B9333



B2941 - B9334 - B2940



LC67



B2909 - B2910 - B2911







B2908



B2991

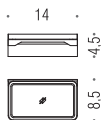


B2907
B2906

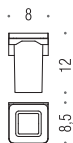


FOREVER

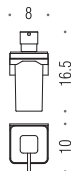
Design: Luca Colombo



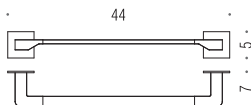
B2901
Porta sapone
Soap dish holder



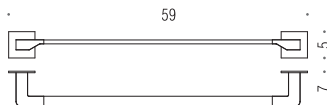
B2902
Porta bicchiere
Glass holder



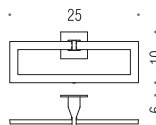
B9333
Spandisapone (L 0,22)
Soap dispenser



B2909
Porta salvietta
Towel holder



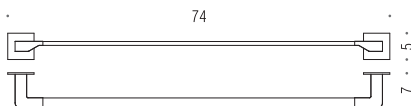
B2910
Porta salvietta
Towel holder



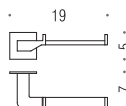
B2931
Porta salvietta ad anello
Ring towel holder



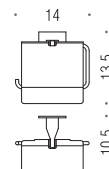
LC67
Appenditutto
Hook



B2911
Porta salvietta
Towel holder



B2908
Porta rotolo
Paper holder



B2991
Porta rotolo coperto
Paper holder with cover



**Direzione destra o sinistra
modificabile dal cliente**
End user may modify
left or right direction

Materiale
Material

Ottone / Cromall®
Brass / Cromall®

Finiture
Finishes



Complemento
Complement

Vetro acidato naturale
Natural acid glass



Accessori con fissaggio ad incollaggio con biadesivo
Accessories with double-sided adhesive tape fixing



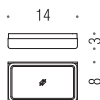
Accessori d'appoggio
Free-standing accessories

La collezione Forever è stata appositamente progettata per un fissaggio a muro e vetro ottenuto con uno speciale nastro biadesivo in schiuma acrilica ad alte prestazioni (3M™ VHB™). Le caratteristiche tecniche di questa serie, unite ad un sistema di montaggio semplice e rapido, consentono un utilizzo dell'accessorio in condizioni difficili senza mai pregiudicare la tenuta e l'estetica. Le strisce biadesive sono già premontate sul pezzo e, per la preparazione della superficie del muro, all'interno della confezione sono presenti un kit di pulizia ed uno stick con il primer/attivatore.

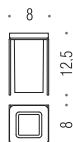
Attenzione: si sconsiglia l'applicazione dei pezzi su superfici particolarmente ruvide o poco compatte, come intonaci, muri grezzi, resine, piastrelle strutturate e mosaici.

The Forever collection has been specially designed for a wall and glass fixing with a special high performance double sided acrylic foam tape (3M™ VHB™). The technical characteristics of this collection, combined with a quick and easy mounting system, allow an use of the appliance even in difficult conditions without ever affecting the aesthetics or the durability of use. Adhesive strips are already preassembled on the piece and, for the preparation of the wall surface, inside the box there is a cleaning kit and a stick with the Activator/primer.

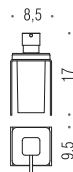
Warning: we do not recommend the application of the pieces on particularly rough surfaces such as plaster, raw concrete walls, resins, textured tiles and mosaics.



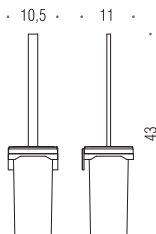
B2940
Porta sapone d'appoggio
Standing soap dish holder



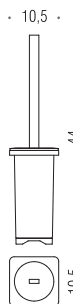
B2941
Porta bicchiere d'appoggio
Standing glass holder



B9334
Spandisapone (L 0,22) d'appoggio
Standing soap dispenser

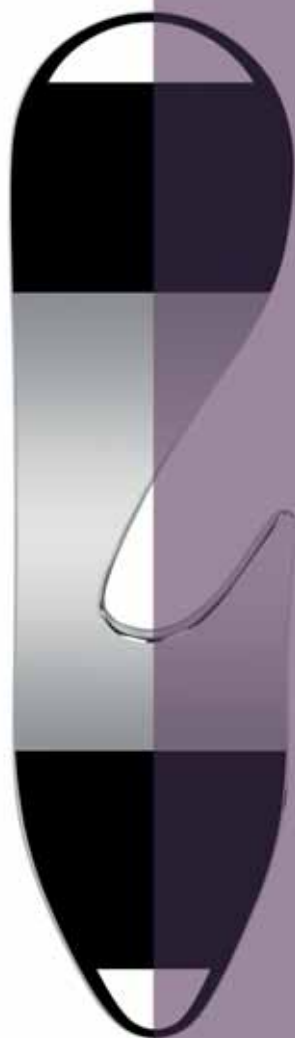


B2907
Porta scopino
Brush holder



B2906
Porta scopino d'appoggio
Standing brush holder





KHALLA

Makio Hasuike ha voluto interpretare l'ottone, materiale predominante negli accessori della serie, alleggerendone gli spessori ed il volume, per giungere all'essenzialità del segno. Design di sintesi, quindi sinonimo di contenuti semplici ma capaci di evocare emozioni. Ogni accessorio della serie Khala è un pezzo fuso unico e gli sbalzi asimmetrici nei supporti degli accessori creano leggerezza e fluidità. Una collezione di oggetti di arredamento di grande personalità e forte valenza semantica.

By reducing the proportions and mass of the accessories, Makio Hasuike has redefined the use of brass, the core material of this "essential" collection. Simple and abstract designs, but with a strength of character that evokes an emotional response. Each accessory of the Khala range is cast as one piece, in an asymmetrical style which gives delicate and flowing lines. A collection of bathroom furnishings with a strong and distinctive personality.

Quando si tratta di dare forma ad un oggetto, ci si confronta con il tema della responsabilità."

"When it comes to giving shape to an object, you are confronted with the issue of responsibility.





B18PZ



B1816




B1801



B1802



B9303










B1813





MH17



B1808

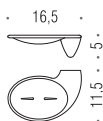


B1807



KHALA

Design: Makio Hasuike



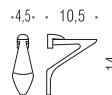
B1801
Porta sapone
Soap dish holder



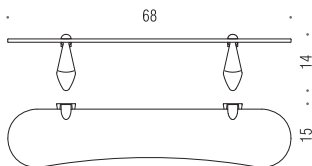
B1802
Porta bicchiere
Glass holder



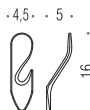
B9303
Spandisapone (L 0,35)
Soap dispenser



B18PZ
Reggimensola regolabile 4-10 mm
Adjustable shelf holder (4-10 mm)



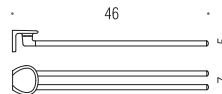
B1816
Mensola
Shelf



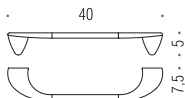
MH17
Appenditutto
Hook



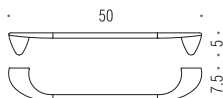
B1831
Porta salvietta ad anello
Ring towel holder



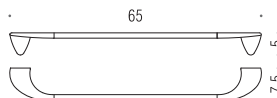
B1813
Porta salvietta doppio a snodo
Double bar towel holder



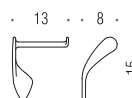
B1809
Porta salvietta
Towel holder



B1810
Porta salvietta
Towel holder



B1811
Porta salvietta
Towel holder



B1808
Porta rotolo
Paper holder



Materiale
Material

Ottone / Cromall®
Brass / Cromall®

Finiture
Finishes



Cromo
Chrome

Complemento
Complement

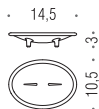
Vetro acidato naturale
Natural acid glass



Accessori con fissaggio vite e tassello
Accessories with screw and plug fixing



Accessori d'appoggio
Free-standing accessories



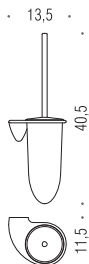
B1840
Porta sapone d'appoggio
Standing soap dish holder



B1841
Porta bicchiere d'appoggio
Standing glass holder




B9304
Spandisapone (L 0,35) d'appoggio
Standing soap dispenser



B1807
Porta scopino
Hanging brush holder





LAND





**“I dettagli non sono dettagli.
Sono l’essenza del progetto.”**

“The details are not the details.
They make the design..”


Charles Eames

Un gruppo di progettisti giovani, competenti e geniali, ha ideato una collezione di complementi per l’arredo del bagno denominata “LAND”, le cui linee curve si dispiegano armoniosamente e rimandano a forme primarie che suscitano emozioni.

A group of young, skilled and ingenious designers, have conceived a collection of accessories called “LAND”, whose curves unfold harmoniously reminding us of primitive shapes that stir up emotions.



B28PZ



B2816



B2841 - B9319 - B2840













B2874D

B2813



CD67



CD77



B2808



B2891







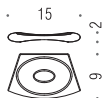
B2887

B2888



LAND

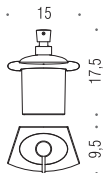
Design: **TEAM 3**



B2801
Porta sapone inamovibile
Irremovable soap dish holder



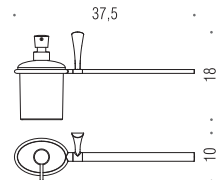
B2802
Porta bicchiere
Glass holder



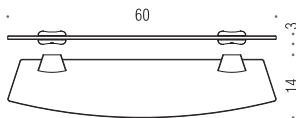
B9318
Spandisapone (L 0,23)
Soap dispenser



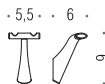
B28PZ
Reggimensola regolabile 6-8 mm
Adjustable shelf holder (6-8 mm)



B2874D
Spandisapone (L 0,23) e porta
salvietta per bidet destro
Right soap dispenser and towel
holder for bidet



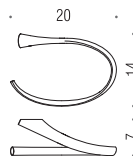
B2816
Mensola
Shelf



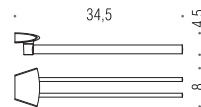
CD67
Appenditutto
Hook



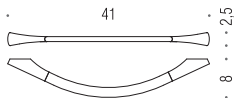
CD77
Appenditutto
Hook



B2831
Porta salvietta ad anello
Ring towel holder



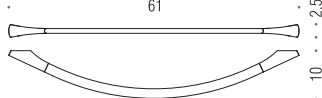
B2813
Porta salvietta doppio a snodo
Double bar towel holder



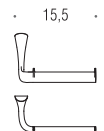
B2809
Porta salvietta
Towel holder



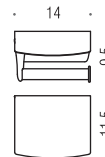
B2810
Porta salvietta
Towel holder



B2811
Porta salvietta
Towel holder



B2808
Porta rotolo
Paper holder



B2891
Porta rotolo coperto
Paper holder with cover



Materiale
Material

Ottone / Cromall®
Brass / Cromall®

Finiture
Finishes



Cromo
Chrome

Complemento
Complement

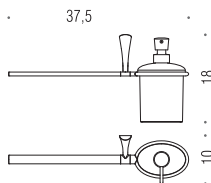
Vetro acidato naturale
Natural acid glass



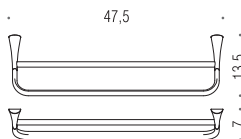
Accessori con fissaggio vite e tassello
Accessories with screw and plug fixing



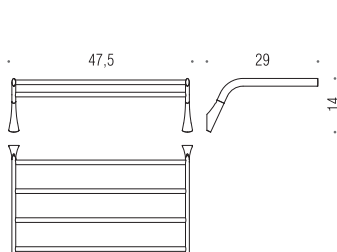
Accessori d'appoggio
Free-standing accessories



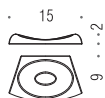
B2874S
**Spandisapone (L 0,23) e porta
salvietta per bidet sinistro**
Left soap dispenser and towel
holder for bidet



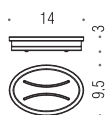
B2888
Porta salvietta doppio
Double towel holder



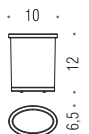
B2887
Rack porta salvietta
Rack towel holder



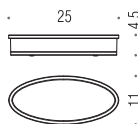
B2840
Porta sapone d'appoggio
Standing soap dish holder



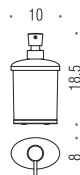
B2842
Porta sapone d'appoggio
Standing soap dish holder



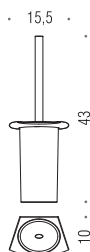
B2841
Porta bicchiere d'appoggio
Standing glass holder



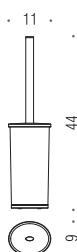
B2843
Porta oggetti da bagno
Bathroom basket



B9319
Spandisapone (L 0,23) d'appoggio
Standing soap dispenser




B2807
Porta scopino
Hanging brush holder



B2806
Porta scopino d'appoggio
Standing brush holder





L I N K



Sottrarre, valorizzare la funzione, sottolineare il concetto: semplicità sinonimo di leggerezza. Link di Angeletti e Ruzza è una collezione di oggetti che non vincola l'arredamento del bagno, liberandolo da soluzioni scontate.

Link è espressione fondamentale di design ricondotto a segni minimi che esaltino il contesto per recuperare uno stile rigoroso finalizzato a rinnovarsi nel segno dell'eccellenza.

The attempt to get to the heart of concept of simplicity reveals its importance on functional values. Collection Link, by Angeletti e Ruzza expresses a multiple identity for any living solution. The early sign gains its potential in appealing contests and expectations of bath areas, increasing a perfect style under discerning excellence.

Due oggi sono i requisiti richiesti agli oggetti: emozione e tecnologia.

There are two requested requirements for the objects, emotion and technology.





B24PZD



B2416



B9310D

B9311
B2441
B2440









B2409
B2410
B2411



B2412D



B2413

B2408



AR27

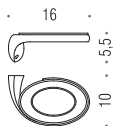




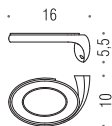


LINK

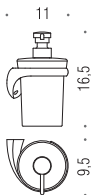
Angeletti Ruzza Design



B2401D
Porta sapone destro
Right soap dish holder



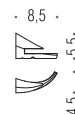
B2401S
Porta sapone sinistro
Left soap dish holder



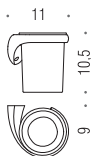
B9310D
Spandisapone destro (L 0,32)
Right soap dispenser



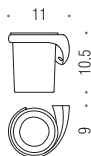
B9310S
Spandisapone sinistro (L 0,32)
Left soap dispenser



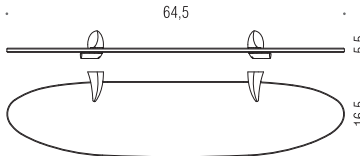
B24PZD
Reggimensola destra / sinistra
Right / Left shelf holder



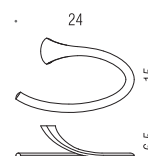
B2402D
Porta bicchiere destro
Right glass holder



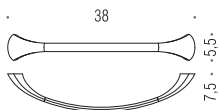
B2402S
Porta bicchiere sinistro
Left glass holder



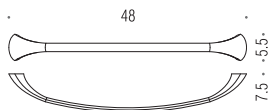
B2416
Mensola
Shelf



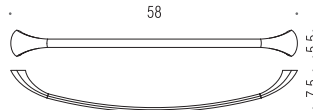
B2431
Porta salvietta ad anello
Ring towel holder



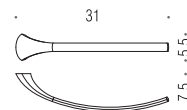
B2409
Porta salvietta
Towel holder



B2410
Porta salvietta
Towel holder



B2411
Porta salvietta
Towel holder



B2412D
Porta salvietta fisso destro
Right towel holder



Materiale
Material

Ottone / Cromall®
Brass / Cromall®

Finiture
Finishes



Complemento
Complement

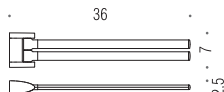
Vetro acidato naturale
Natural acid glass

+ Accessori con fissaggio vite e tassello
Accessories with screw and plug fixing

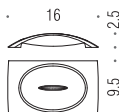
↓ Accessori d'appoggio
Free-standing accessories



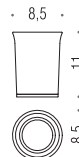
AR27
Appenditutto
Hook



B2413
Porta salvietta doppio a snodo
Double bar towel holder



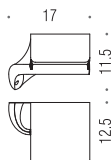
B2440
Porta sapone d'appoggio
Standing soap dish holder



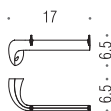
B2441
Porta bicchiere d'appoggio
Standing glass holder



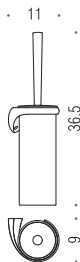
B9311
Spandisapone (L 0,32) d'appoggio
Standing soap dispenser



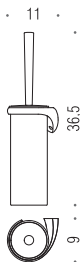
B2491
Porta rotolo coperto
Paper holder with cover



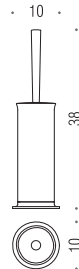
B2408
Porta rotolo
Paper holder



B2407D
Porta scopino destro
Right hanging brush holder




B2407S
Porta scopino sinistro
Left hanging brush holder



B2406
Porta scopino d'appoggio
Standing brush holder





LOOK





“L’elemento fondamentale sono le proporzioni: sono le proporzioni che rendono classici gli oggetti e le grandi opere architettoniche.”


“The fundamental factor is proportion: Proportion is precisely what makes classic objects and great architectural works.”

Charles Eames

Design di attenta ricerca delle proporzioni per esprimere essenzialità e raffinata eleganza. Look, collezione disegnata da Luca Colombo, accentua il connubio di linee pure, divenendo complemento d’arredo minimale di grande personalità.

Designed with a careful attention to proportion while expressing essentiality and fine elegance, Look, by Luca Colombo, stresses the symbiosis of pure lines, to become part of our minimal living furnishings with strong personality.

B1616



B1601 - B1602 - B9316




B1643 - B9320 - B1642



B1640 - B9317 - B1641













B1674



B1612

B1631





B1608 B1691





B1607 - B1606

B1607 - B1606

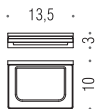


B1687

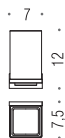


LOOK

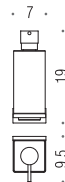
Design: Luca Colombo



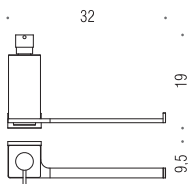
B1601
Porta sapone
Soap dish holder



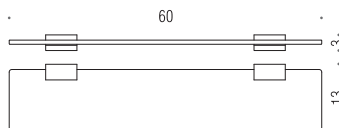
B1602
Porta bicchiere
Glass holder



B9316
Spandisapone (L 0,31)
Soap dispenser



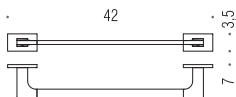
B1674
Spandisapone (L 0,31) e porta salvietta per bidet
Soap dispenser and towel holder for bidet



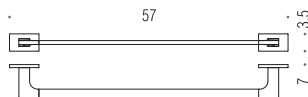
B1616
Mensola
Shelf



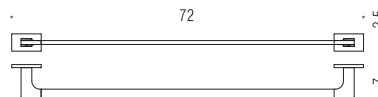
B16PZ
Reggimensola
Shelf holder



B1609
Porta salvietta
Towel holder



B1610
Porta salvietta
Towel holder



B1611
Porta salvietta
Towel holder



Materiale
Material

Ottone / Cromall®
Brass / Cromall®


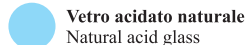


Accessori con fissaggio vite e tassello
Accessories with screw and plug fixing

Finiture
Finishes



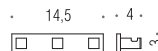
Complemento
Complement



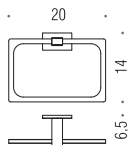
B1612
Porta salvietta doppio a snodo
Double bar towel holder



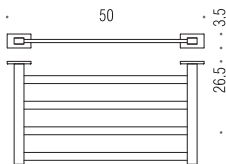
LC27
Appenditutto
Hook



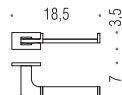
LC37
Appenditutto
Hook



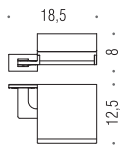
B1631
Porta salvietta ad anello
Ring towel holder



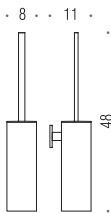
B1687
Rack porta salvietta
Rack towel holder



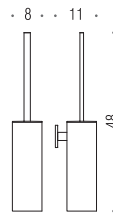
B1608
Porta rotolo
Paper holder



B1691
Porta rotolo coperto
Paper holder with cover



B1607
Porta scopino
Hanging brush holder

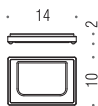


B1627
Porta scopino in ABS
ABS hanging brush holder



LOOK

Design: Luca Colombo



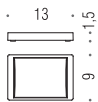
B1640
Porta sapone d'appoggio
Standing soap dish holder



B1641
Porta bicchiere d'appoggio
Standing glass holder



B9317
Spandisapone (L 0,31) d'appoggio
Standing soap dispenser



B1642
Porta sapone d'appoggio in ottone cromato
Chrome plated brass standing soap dish holder



B1643
Porta bicchiere d'appoggio in ottone cromato
Chrome plated brass standing glass holder



B9320
Spandisapone (L 0,15) d'appoggio in ottone cromato
Chrome plated brass standing soap dispenser



Materiale
Material

Ottone / Cromall®
Brass / Cromall®



Accessori d'appoggio
Free-standing accessories

Finiture
Finishes



Cromo
Chrome



HPS/SS
Satinata Satin



Grafite Mat
Matt Graphite



Vetro acidato naturale
Natural acid glass



Nero Opaco
RAL 9005
Matt Black



Oromat
Matt Gold



Vintage



ABS



Bianco Opaco
RAL 9016
Matt White

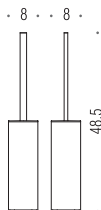


Grafite
Graphite

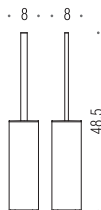


Vintage Mat
Matt Vintage

Complemento
Complement




B1606
Porta scopino d'appoggio
Standing brush holder



B1626
Porta scopino d'appoggio in ABS
ABS standing brush holder





L

U

L

Ú



L'eleganza senza eccessi è bellezza assoluta. La ricerca della semplicità nei particolari, la proporzione e l'equilibrio dei valori sono il comune denominatore degli oggetti della collezione Lulù di Luca Colombo.

Simple elegance means true beauty. Luca Colombo designed Lulù, a collection made of simplicity, proportion and balance common feature to all its components.

Il segno dà carattere alla forma. Semplice, per durare nel tempo.

The sign gives character to the form. Simply, to last over time.





B62PZ



B6216

B6201



B6202



B9321







B6274



LC57



LC47



B6209
B6210
B6211









B6291





B6207
B6206

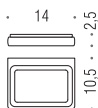
B6232
B6233







Design: Luca Colombo



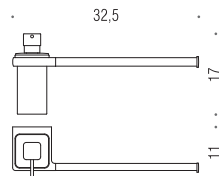
B6201
Porta sapone
Soap dish holder



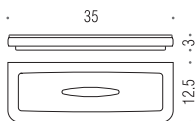
B6202
Porta bicchiere
Glass holder



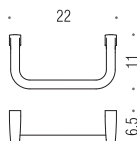
B9321
Spandisapone (L 0,28)
Soap dispenser



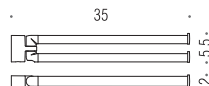
B6274
Spandisapone (L 0,28)
e porta salvietta per bidet
Soap dispenser
and towel holder for bidet



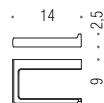
B6203
Porta spugna
Sponge dish



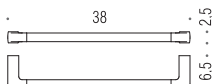
B6231
Porta salvietta ad anello
Ring towel holder



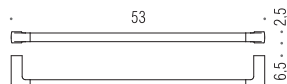
B6212
Porta salvietta doppio a snodo
Double bar towel holder



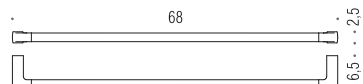
B6208
Porta rotolo
Paper holder



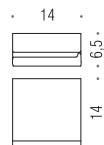
B6209
Porta salvietta
Towel holder



B6210
Porta salvietta
Towel holder



B6211
Porta salvietta
Towel holder



B6201
Porta rotolo coperto
Paper holder with cover



Materiale
Material

Ottone / Cromall®
Brass / Cromall®

Finiture
Finishes



10 Cromo
Chrome



30 HPS
Zirconium gold



HPS
Zirconium gold



Accessori con fissaggio vite e tassello
Accessories with screw and plug fixing

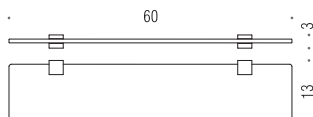
Complemento
Complement



Vetro acidato naturale
Natural acid glass



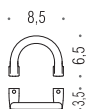
ABS



B6216
Mensola
Shelf



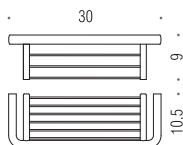
B62PZ
Reggimensola
Shelf holder



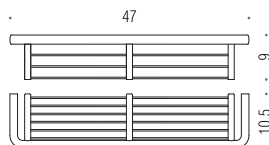
LC47
Appenditutto
Hook



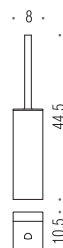
LC57
Appenditutto
Hook



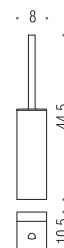
B6232
Porta oggetti da doccia e vasca
Basket for shower and bath



B6233
Porta oggetti da doccia e vasca
Basket for shower and bath



B6207
Porta scopino
Brush holder

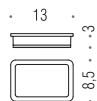


B6227
Porta scopino in ABS
ABS hanging brush holder





Design: Luca Colombo



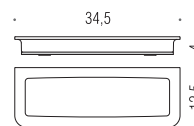
B6240
Porta sapone d'appoggio
Standing soap dish holder



B6241
Porta bicchiere d'appoggio
Standing glass holder



B9322
Spandisapone (L 0,28) d'appoggio
Standing soap dispenser



B6242
Porta spugna d'appoggio
Standing sponge dish



Materiale
Material

Ottone / Cromall®
Brass / Cromall®



Accessori d'appoggio
Free-standing accessories

Finiture
Finishes



Cromo
Chrome



HPS
Zirconium gold

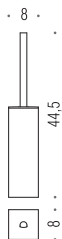
Complemento
Complement



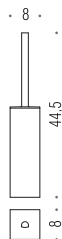
Vetro acidato naturale
Natural acid glass



ABS




B6206
Porta scopino d'appoggio
Standing brush holder



B6226
Porta scopino d'appoggio in ABS
ABS standing brush holder





LUNA





L'arte ha il senso della scoperta infinita del bello in ogni istante quotidiano.

Art has a sense of infinite discovery of beauty in every moment.

Luna è una collezione di accessori di design equilibrata, destinata a rimanere sempre attuale.

Luna is a collection of accessories with a linear, classic design that will never go out of style.






B0112









CB17



CB37



B0108



B0107





LUNA

Design: Carlo Bartoli



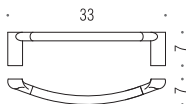
B0101
Porta sapone
Soap dish holder



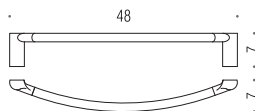
B0102
Porta bicchiere
Glass holder



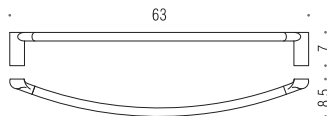
B9309
Spandisapone (L 0,32)
Soap dispenser



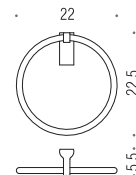
B0131
Porta salvietta
Towel holder



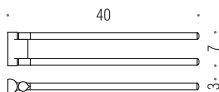
B0109
Porta salvietta
Towel holder



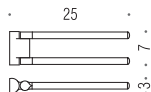
B0110
Porta salvietta
Towel holder



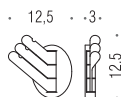
B0111
Porta salvietta ad anello
Ring towel holder



B0112
Porta salvietta doppio a snodo
Double bar towel holder



B0113
Porta salvietta doppio a snodo
Double bar towel holder



CB17 TRIO
Appenditutto
Hook



CB37 CLUB
Appenditutto
Hook



Materiale
Material


Ottone / Cromall®
Brass / Cromall®

Finiture
Finishes



Cromo
Chrome

Complemento
Complement


 **Vetro acidato naturale**
Natural acid glass

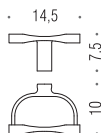


Accessori con fissaggio vite e tassello
Accessories with screw and plug fixing

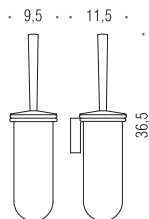


Accessori d'appoggio
Free-standing accessories


 **Vetro trasparente**
Clear glass



B0108
Porta rotolo
Paper holder



B0107
Porta scopino
Hanging brush holder



B0506
Porta scopino d'appoggio
Standing brush holder





M E L Ó



Lontano dalle facili tentazioni delle mode passeggere e desiderando esprimere sensibilità ed equilibrio in oggetti di uso quotidiano, Ambrogio Rossari ha disegnato Melò, collezione di accessori “senza tempo”, il cui rigore formale li assimila con facilità agli altri elementi dell’ambiente bagno.

Uninfluenced by the passing trends of fashion, and with a strong wish to express sensitivity and balance in objects of daily use, Ambrogio Rossari has designed Melò, a collection of timeless accessories with such a stark simplicity that they combine with other items of bathroom furniture to perfection.

“C’è anche una concezione poetica del design, un percorso di luoghi e di memorie.”

“There is also a poetic view in design, a journey of places and memories.”

Salvatore Pica



B12PZD



B1216

B1201



B1202
B9306



B9305





B1209 + B1200
B1210 + B1200









B1287



B0506
B1207

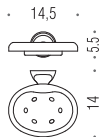
B1208
+ B1200



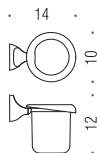


MELÒ

Design: Ambrogio Rossari



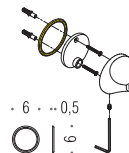
B1201
Porta sapone
Soap dish holder



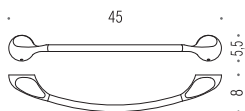
B1202
Porta bicchiere
Glass holder



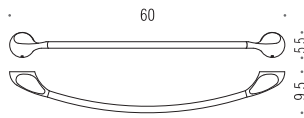
B9306
Spandisapone (L 0,38)
Soap dispenser



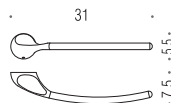
B1200
Ghiera
Ring



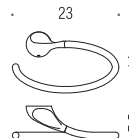
B1209
Porta salvietta
Towel holder



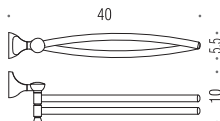
B1210
Porta salvietta
Towel holder



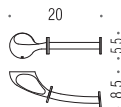
B1211
Porta salvietta fisso
Towel holder



B1231
Porta salvietta ad anello
Ring towel holder



B1212
Porta salvietta doppio a snodo
Double bar towel holder



B1208
Porta rotolo
Paper holder



RA17
Appenditutto
Hook



Materiale
Material

Ottone / Cromall®
Brass / Cromall®

Finiture
Finishes



Cromo
Chrome



Oroplus

Complemento
Complement



Vetro acidato naturale
Natural acid glass



Accessori con fissaggio vite e tassello
Accessories with screw and plug fixing



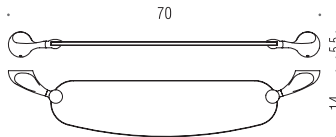
Accessori d'appoggio
Free-standing accessories



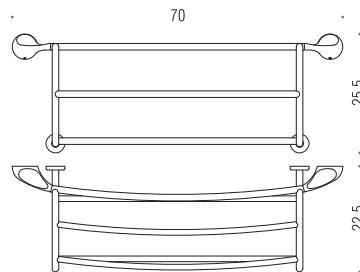
B12PZD
Reggimensola destra
Right shelf holder



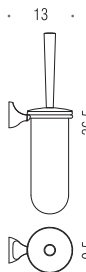
B12PZS
Reggimensola sinistra
Left shelf holder



B1216
Mensola
Shelf



B1287
Rack porta salvietta
Rack towel holder



B1207
Porta scopino
Hanging brush holder

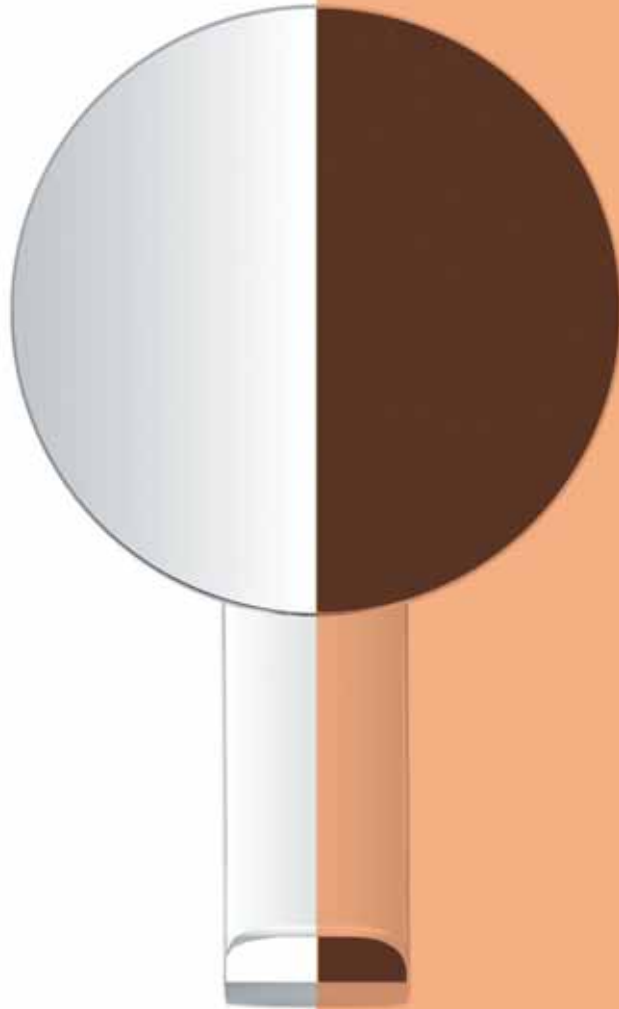


B9305
Spandisapone d'appoggio (L 0,38)
Standing soap dispenser



B0506
Porta scopino d'appoggio
Standing brush holder





NORDIC




Una collezione dove ogni elemento torna a rispondere all'esigenza funzionale per il quale viene scelto. Oggetti per il vivere contemporaneo dove l'estetica è sempre stile non urlato, e l'esperienza dell'Azienda si fonde con la forma per vivere il prodotto negli anni futuri.

A collection where each element is the answer to the functional need for which it has been chosen. Objects for the contemporary living where aesthetic is an uncried style and where the company's experience merge with form into a timeless product.

“L'ovvio è quel che non si vede mai, finchè qualcuno non lo esprime con la massima semplicità.”

“The obvious is that it is never realized until someone expresses it with ease.”

Kahlil Gibran







B5240 - B9324 - B5241



B5241 - B5240 - B9324





B9324

B5241

B5240



B5211
B5210
B5209





B5212





EB17 + B523M



EB27



B5208



B5291

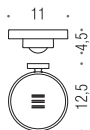


B5207
B5206

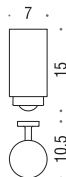


NORDIC

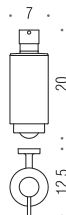
Design: Efreem Bonacina e Giovanni Moro



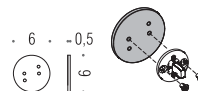
B5201
Porta sapone
Soap dish holder



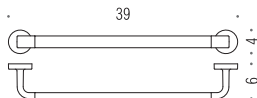
B5202
Porta bicchiere
Glass holder



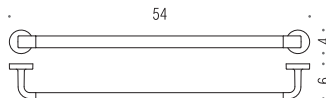
B9323
Spandisapone (L 0,25)
Soap dispenser



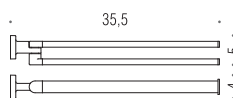
B523M
Ghiera con bi-adesivo **OPTIONAL**
Ring with adhesive



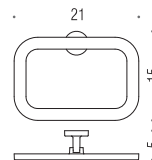
B5209
Porta salvietta
Towel holder



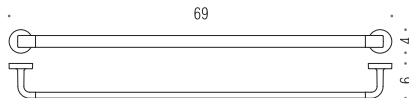
B5210
Porta salvietta
Towel holder



B5212
Porta salvietta doppio a snodo
Double bar towel holder



B5231
Porta salvietta ad anello
Ring towel holder



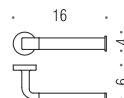
B5211
Porta salvietta
Towel holder



EB17
Appenditutto
Hook



EB27
Appenditutto
Hook



B5208
Porta rotolo
Paper holder




Materiale
Material

Ottone / Cromall®
Brass / Cromall®


Finiture
Finishes



Complemento
Complement

 **Vetro acidato naturale**
Natural acid glass

 **Ceramica nera opaca**
Matt black ceramic

 **Ceramica bianca opaca**
Matt white ceramic



Accessori con fissaggio vite e tassello
Accessories with screw and plug fixing



Accessori d'appoggio
Free-standing accessories



Accessori con fissaggio ad incollo con biadesivo
Accessories with double-sided adhesive tape fixing

La collezione Nordic è fornita completa di viti, tasselli e brugole di montaggio.

OPTIONAL - Esiste altresì la possibilità di utilizzare per ogni punto di fissaggio un kit con biadesivo (Art. B523M). Il biadesivo è premontato sulla ghiera e, per la preparazione della superficie del muro, all'interno della confezione sono presenti un kit di pulizia ed uno stick con il primer/attivatore.

Attenzione: si sconsiglia l'applicazione dei pezzi su superfici particolarmente ruvide o poco compatte, come intonaci, muri grezzi, resine, piastrelle strutturate e mosaici.

Our Nordic collection is delivered complete with screws, plugs and Allen key.

OPTIONAL - Wall fixing with adhesive is available. Please ask for the correct component for each fixing point (Art. B523M). Adhesive strips are already preassembled on the piece and, for the preparation of the wall surface, inside the box there is a cleaning kit and a stick with the Activator/primer.

Warning: we do not recommend the application of the pieces on particularly rough surfaces such as plaster, raw concrete walls, resins, textured tiles and mosaics.



B5240
Porta sapone d'appoggio
Standing soap dish holder



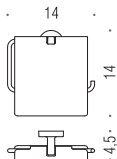
B5241
Porta bicchiere d'appoggio
Standing glass holder



B5241
Porta bicchiere d'appoggio
Standing glass holder

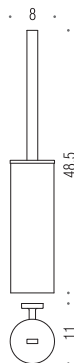


B9324
Spandisapone (L 0,25) d'appoggio
Standing soap dispenser

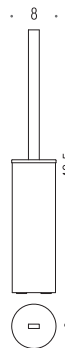


**Direzione destra
o sinistra modificabile
dal cliente**
End user may modify
left or right direction

B5291
Porta rotolo coperto
Paper holder with cover




B5207
Porta scopino
Brush holder



B5206
Porta scopino d'appoggio
Standing brush holder





OVER



**“L'arte è l'espressione
del pensiero più profondo
nel modo più semplice.”**

“Art is the expression of the deepest
thought in the simplest way.”

Albert Einstein

Razionalità ed emozione. La collezione Over propone un utilizzo armonico di materiali altamente tecnici plasmati da forme morbide, senza tempo. L'accessorio da bagno raggiunge così nuovi ed evoluti standard di riferimento, svincolandosi dal tradizionale concetto di applicazione attraverso l'utilizzo di un sistema di fissaggio a muro con adesivi tecnologici. Over di Colombo Design: la scelta per chi vuole di più, anche nel proprio bagno.

Rationality and emotion. The Over collection offers an harmonic use of highly technical materials modeled by soft timeless shapes. The bathroom accessory reaches in this way new and advanced standard, freeing itself from the traditional concept of application through the use of a wall fastening system with technological adhesive. The Over collection of Colombo Design, the choice for those who want more, even in their bathroom.



B7001V





B7040 - B9329 - B7041



B7070



GM 17
GM17V



B7031V



B7009
B7010
B7011





B7008



B7090



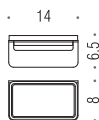
B7007

B7006

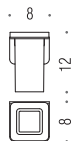


OVER

Design: Efrem Bonacina e Giovanni Moro



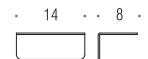
Porta sapone
Soap dish holder



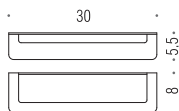

Porta bicchiere
Glass holder



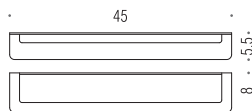
Spandisapone (L 0,22)
Soap dispenser



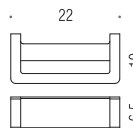
Svuota tasche
Object wall shelf



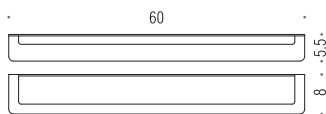
Porta salvietta
Towel holder



Porta salvietta
Towel holder



Porta salvietta ad anello
Ring towel holder



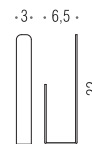
Porta salvietta
Towel holder



Appenditutto
Hook



Porta rotolo
Paper holder



Porta rotolo
Paper holder



Materiale
Material

Acciaio Inox AISI 316 L
AISI 316 L Inox stainless-steel

Finiture
Finishes



Satinata
Satin

Complemento
Complement



Vetro acidato naturale
Natural acid glass



Accessori con fissaggio vite e tassello
Accessories with screw and plug fixing



Accessori con fissaggio ad incollo con biadesivo
Accessories with double-sided adhesive tape fixing



Accessori d'appoggio
Free-standing accessories

La collezione Over è fornita completa di viti, tasselli e brugole di montaggio. La collezione Over è stata appositamente progettata per un fissaggio a muro e vetro ottenuto con uno speciale nastro biadesivo in schiuma acrilica ad alte prestazioni (3M™ VHB™). Le caratteristiche tecniche di questa serie, unite ad un sistema di montaggio semplice e rapido, consentono un utilizzo dell'accessorio in condizioni difficili senza mai pregiudicare la tenuta e l'estetica. Le strisce biadesive sono già premontate sul pezzo e, per la preparazione della superficie del muro, all'interno della confezione sono presenti un kit di pulizia ed uno stick con il primer/attivatore.

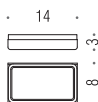
Attenzione: La lettera "V" a fine codice indica il modello con fissaggio viti a vista.

Attenzione: si consiglia l'applicazione dei pezzi su superfici particolarmente ruvide o poco compatte, come intonaci, muri grezzi, resine, piastrelle strutturate e mosaici.

Our Over collection is delivered complete with screws, plugs and Allen key. The Over collection has been specially designed for a wall and glass fixing with a special high performance double sided acrylic foam tape (3M™ VHB™). The technical characteristics of this collection, combined with a quick and easy mounting system, allow an use of the appliance even in difficult conditions without ever affecting the aesthetics or the durability of use. Adhesive strips are already preassembled on the piece and, for the preparation of the wall surface, inside the box there is a cleaning kit and a stick with the Activator/primer.

Attention: "V" letter at the end of the code states for models with exposed screws.

Warning: we do not recommend the application of the pieces on particularly rough surfaces such as plaster, raw concrete walls, resins, textured tiles and mosaics.



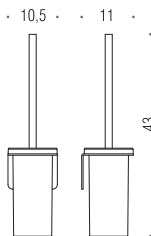
B7040
Porta sapone d'appoggio
Standing soap dish holder



B7041
Porta bicchiere d'appoggio
Standing glass holder



B9329
Spandisapone (L 0,22) d'appoggio
Standing soap dispenser



Porta scopino
Brush holder




B7006
Porta scopino d'appoggio
Standing brush holder





PLUS





**“Senza entusiasmo
non si è mai compiuto
niente di grande.”**

“Nothing great was ever achieved
without enthusiasm.”

Ralph W. Emerson

Negli oggetti di uso quotidiano la ricerca del segno formale rende talvolta secondaria la funzionalità. Piet Billekens ha ristabilito nel progetto PLUS l'equilibrio tra concetto e funzione, disegnando complementi d'arredo non subordinati a stili o tendenze. Massima attenzione ai materiali e peculiare controllo dei processi di lavorazione sono garantiti da Colombo Design che condivide il concetto di qualità totale.

Sometimes the research of a formal design in everyday used objects might give to functionality a secondary role. Thanks to Arch. Piet Billekens the project Plus has re-established the balance between concept and function, designing furnishing complements free from any style or trend. The highest attention was also given to the materials, with a peculiar control to the manufacturing process granted by Colombo Design that shares the common concepts of total quality.

W49PZ



W4916



W4980XL







W4914



W4913



W4915


W4975 + B523M











W4917







W4908D

W4990



W4908

W4992





W4987

W4961 - W4962



W4961 - W4962



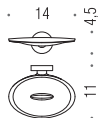


W4935 W4938
W4936

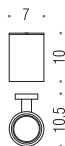


PLUS

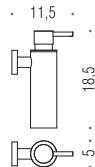
Design: Piet Billekens



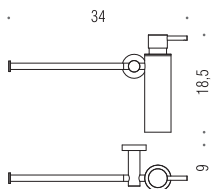
W4901
Porta sapone inamovibile
Irremovable soap dish holder



W4902
Porta bicchiere inamovibile
Irremovable glass holder

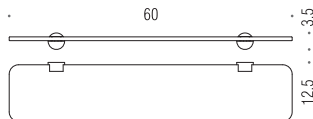


W4981
Spandisapone (L 0,15)
Soap dispenser



 Direzione destra
o sinistra modificabile
dal cliente
End user may modify
left or right direction

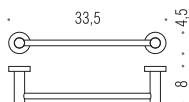
W4975
Spandisapone (L 0,15) e porta salvietta per bidet
Soap dispenser and towel holder for bidet



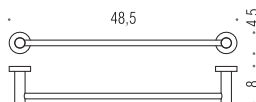
W4916
Mensola
Shelf



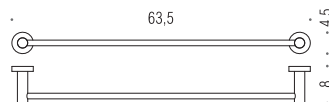
W49PZ
Reggimensola
Shelf holder



W4909
Porta salvietta
Towel holder
















W4910
Porta salvietta
Towel holder



W4911
Porta salvietta
Towel holder



Materiale Material	Ottone / Cromall® Brass / Cromall®	Finiture Finishes			
Complemento Complement	 		 	 	 
	Accessori con fissaggio vite e tassello Accessories with screw and plug fixing		Accessori con fissaggio ad incollo con biadesivo Accessories with double-sided adhesive tape fixing		

La collezione Over è fornita completa di viti, tasselli e brugole di montaggio.

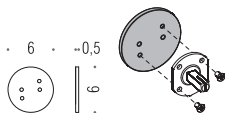
OPTIONAL - Esiste altresì la possibilità di utilizzare per ogni punto di fissaggio un kit con biadesivo (Art. B523M). Il biadesivo è premontato sulla ghiera e, per la preparazione della superficie del muro, all'interno della confezione sono presenti un kit di pulizia ed uno stick con il primer/attivatore.

Attenzione: si sconsiglia l'applicazione dei pezzi su superfici particolarmente ruvide o poco compatte, come intonaci, muri grezzi, resine, piastrelle strutturate e mosaici.

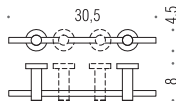
Our Over collection is delivered complete with screws, plugs and Allen key.

OPTIONAL - Wall fixing with adhesive is available. Please ask for the correct component for each fixing point (Art. B523M). Adhesive strips are already preassembled on the piece and, for the preparation of the wall surface, inside the box there is a cleaning kit and a stick with the Activator/primer.

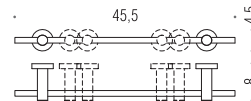
Warning: we do not recommend the application of the pieces on particularly rough surfaces such as plaster, raw concrete walls, resins, textured tiles and mosaics.



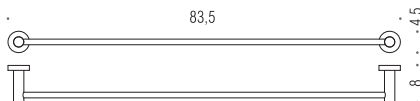
B523M
Ghiera con bi-adesivo **OPTIONAL**
Ring with adhesive



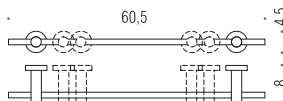
W4909R
Porta salvietta con supporti regolabili
Towel holder, adjustable supports




W4910R
Porta salvietta con supporti regolabili
Towel holder, adjustable supports



W4912
Porta salvietta
Towel holder



W4911R
Porta salvietta con supporti regolabili
Towel holder, adjustable supports

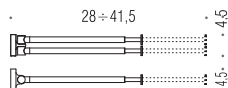


W4913
Porta salvietta doppio a snodo
Double bar towel holder

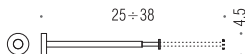


P L U S

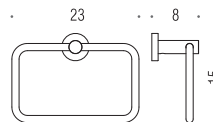
Design: Piet Billekens



W4914
Porta salviette doppio estensibile a snodo
Extensible double bar towel holder



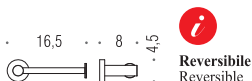
W4915
Porta salvietta estensibile
Extensible towel holder



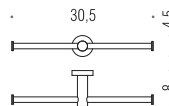
W4931
Porta salvietta ad anello
Ring towel holder



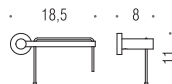
W4917
Appenditutto
Hook



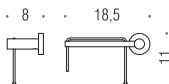
W4908
Porta rotolo
Paper holder



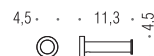
W4990
Porta rotolo doppio
Double Paper holder



W4908D
Porta rotolo
Paper holder
















W4908S
Porta rotolo
Paper holder



W4992
Porta rotolo fisso
Fixed paper holder



Materiale Material	Ottone / Cromall® Brass / Cromall®	Finiture Finishes	 10 Cromo Chrome	 10 Nero Opaco RAL 9005 Matt Black	 10 Bianco Opaco RAL 9016 Matt White
Complemento Complement	 Vetro trasparente Clear glass		 30 PVD Grafite Graphite	 30 PVD Grafite Mat Matt Graphite	 30 PVD HPS/SS Stainless Steel
	 Metacrilato Methacrylate		 30 PVD Vintage	 30 PVD Vintage Mat Matt Vintage	 30 PVD Oromat Matt Gold
 Accessori con fissaggio vite e tassello Accessories with screw and plug fixing		 Accessori con fissaggio ad incollo con biadesivo Accessories with double-sided adhesive tape fixing			

La collezione Over è fornita completa di viti, tasselli e brugole di montaggio.

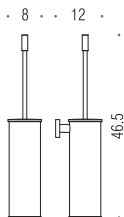
OPTIONAL - Esiste altresì la possibilità di utilizzare per ogni punto di fissaggio un kit con biadesivo (Art. B523M). Il biadesivo è premontato sulla ghiera e, per la preparazione della superficie del muro, all'interno della confezione sono presenti un kit di pulizia ed uno stick con il primer/attivatore.

Attenzione: si sconsiglia l'applicazione dei pezzi su superfici particolarmente ruvide o poco compatte, come intonaci, muri grezzi, resine, piastrelle strutturate e mosaici.

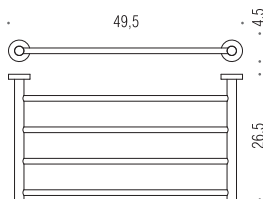
Our Over collection is delivered complete with screws, plugs and Allen key.

OPTIONAL - Wall fixing with adhesive is available. Please ask for the correct component for each fixing point (Art. B523M). Adhesive strips are already preassembled on the piece and, for the preparation of the wall surface, inside the box there is a cleaning kit and a stick with the Activator/primer.

Warning: we do not recommend the application of the pieces on particularly rough surfaces such as plaster, raw concrete walls, resins, textured tiles and mosaics.



W4962
Porta scopino
Hanging brush holder

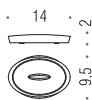


W4987
Rack porta salvietta
Rack towel holder

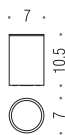


PLUS

Design: Piet Billekens




W4940
Porta sapone d'appoggio
Standing soap dish holder



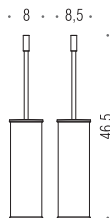
W4941
Porta bicchiere d'appoggio
Standing glass holder



W4980
Spandisapone (L 0,15)d'appoggio
Standing soap dispenser



W4980 XL
Spandisapone JUMBO (L 0,5) d'appoggio
Standing soap dispenser JUMBO version (L 0,5)



W4961
Porta scopino d'appoggio
Standing brush holder



Materiale
Material

Ottone / Cromall®
Brass / Cromall®

Complemento
Complement

 **Metacrilato**
Methacrylate



Accessori d'appoggio
Free-standing accessories

Finiture
Finishes

  **Cromo**
Chrome

  **Grafite**
Graphite

  **Vintage**

  **Nero Opaco**
RAL 9005
Matt Black

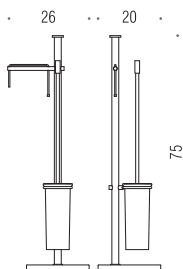
  **Grafite Mat**
Matt Graphite

  **Vintage Mat**
Matt Vintage

  **Bianco Opaco**
RAL 9016
Matt White

  **HPS/SS**
Stainless Steel

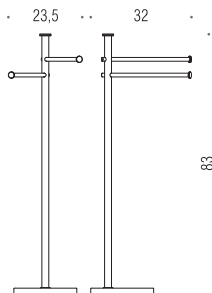
  **Oromat**
Matt Gold



BASE
Ø 20,0

W4935

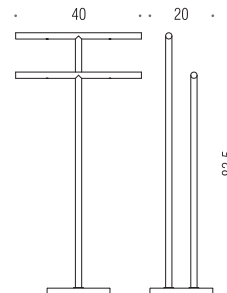
Piantana con porta rotolo e porta scopino
Standing column equipped with paper holder and brush holder



BASE
Ø 20,0

W4936

Piantana con due porta salvietta
Standing column equipped with two towel holders



BASE
Ø 20,0

W4938

Piantana con due porta salvietta
Standing column equipped with two towel holders





R O A D

**“È la strada impervia
quella che conduce
alla grandezza.”**

“It is a rough road that leads
to the heights of greatness.”

Seneca

Geometrie pure e lineari sono state combinate alla fibra di carbonio, materiale iconico del marchio, al vetro satinato e all'acciaio cromato per creare un contrasto materico che enfatizza la doppia anima di Momodesign: ricercata e sportiva. Una collezione dallo stile deciso, contemporaneo, pensata per gli interni di abitazioni metropolitane.

Pure and linear geometrics have been combined with carbon fibre, the brand's iconic material, natural acid glass and chrome steel to create a contrast that highlights Momodesign's refined and sporty essence. The collection embodies the urban and contemporary style of the brand, conceived for metropolitan homes.





B8001





MO17





B8012





B8009
B8010





B8008

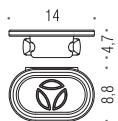


B8006 - B8007

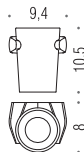


R O A D

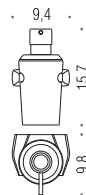
Design: **MOMODESIGN**



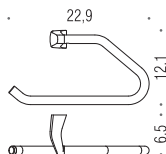
B8001
Porta sapone
Soap dish holder



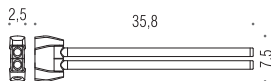
B8002
Porta bicchiere
Glass holder



B9338
Spandisapone (L.0,25)
Soap dispenser



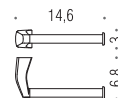
B8031
Porta salvietta ad anello
Ring towel holder




B8012
Porta salvietta doppio a snodo
Double bar towel holder




MO17
Appenditutto
Hook




B8008
Porta rotolo
Paper holder



B8009
Porta salvietta
Towel holder



B8010
Porta salvietta
Towel holder



B8011
Porta salvietta
Towel holder



Materiale
Material

Ottone / Cromall®
Brass / Cromall®

Finiture
Finishes



Cromo
Chrome



Cromo/Carbonium
Chrome, Chrome/Carbonium



Accessori con fissaggio vite e tassello
Accessories with screw and plug fixing

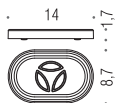
Complemento
Complement



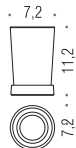
Vetro acidato naturale
Natural acid glass



Accessori d'appoggio
Free-standing accessories



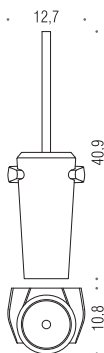
B8040
Porta sapone d'appoggio
Standing soap dish holder



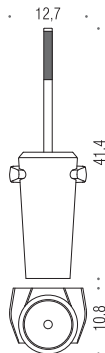
B8041
Porta bicchiere d'appoggio
Standing glass holder



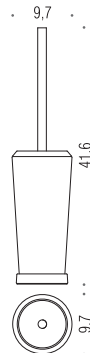
B9339
Spandisapone (L.0,25) d'appoggio
Standing soap dispenser



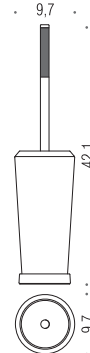
B8007
Porta scopino
Brush holder



B8007
Porta scopino
Brush holder



B8006
Porta scopino d'appoggio
Standing brush holder



B8006
Porta scopino d'appoggio
Standing brush holder





TIME





Un rigoroso razionalismo è predominante nella progettazione della collezione Time. Essenziale funzionalità nel rispetto delle proporzioni ed armonia delle linee sono i punti di riferimento degli accessori Time che esprimono senza enfasi sensibilità e raffinatezza.

Rationalism has influenced the creation of a new and contemporary collection. Essential but proportioned functions, inspired and harmonised by the contemporary design.

**“In ogni arte
la semplicità
è essenziale.”**

“Simplicity is a law
that is essential to all art.”

A. Schopenhauer

W4216





W4271





W4274









W4212





W4247

W4217



W4227



W4257

W4237








W4208



W4291



W4275



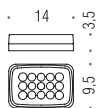
W4277

W4276D

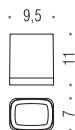


TIME

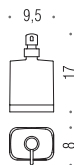
Design: R&D Colombo Design



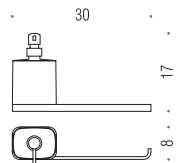
W4201
Porta sapone
Soap dish holder



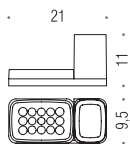
W4202
Porta bicchiere
Glass holder



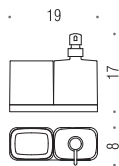
W4280
Spandisapone destro (L 0,36)
Right soap dispenser



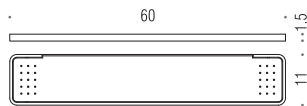
W4274
Spandisapone (L 0,36)
e porta salvietta per bidet
Soap dispenser
and towel holder for bidet



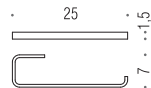
W4272
Porta sapone e porta bicchiere
Soap dish holder and glass holder



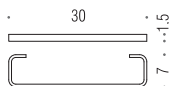
W4271
Porta bicchiere e spandisapone (L 0,36)
Glass holder and soap dispenser



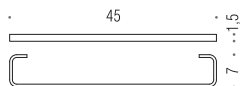
W4216
Mensola in acciaio inox
Stainless steel shelf



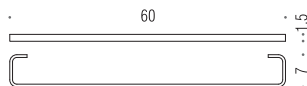
W4212
Porta salvietta
Towel holder



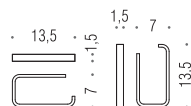
W4209
Porta salvietta
Towel holder



W4210
Porta salvietta
Towel holder



W4211
Porta salvietta
Towel holder



W4208
Porta rotolo
Paper holder



Materiale
Material

Ottone
Brass

Finiture
Finishes



Cromo
Chrome

Complemento
Complement

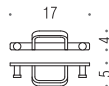
Vetro acidato naturale
Natural acid glass



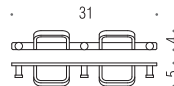
Accessori con fissaggio vite e tassello
Accessories with screw and plug fixing



W4217
Appenditutto
Hook



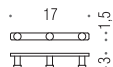
W4227
Appenditutto
Hook



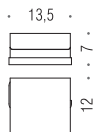
W4237
Appenditutto
Hook



W4247
Appenditutto
Hook



W4257
Appenditutto
Hook



Reversibile
Reversible

W4291
Porta rotolo coperto
Paper holder with cover

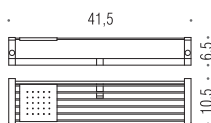


W4207
Porta scopino
Hanging brush holder

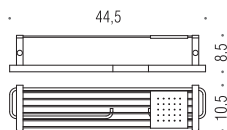


TIME

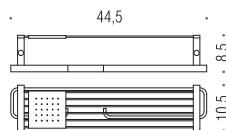
Design: R&D Colombo Design



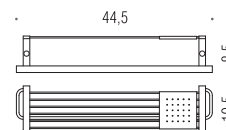
W4275
Mensola con ganci appenditutto e ripiano in inox
Shelf with coat hooks and stainless steel tray



W4276D
Mensola destra con porta salvietta, porta rotolo e ripiano in inox
Right shelf with towel holder, paper holder and stainless steel tray



W4276S
Mensola sinistra con porta salvietta, porta rotolo e ripiano in inox
Left shelf with towel holder, paper holder and stainless steel tray



W4277
Mensola con porta salvietta e ripiano in inox
Shelf with towel holder and stainless steel tray



Materiale
Material

Ottone
Brass

Finiture
Finishes



Cromo
Chrome

Complemento
Complement

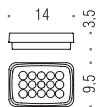
Vetro acidato naturale
Natural acid glass



Accessori con fissaggio vite e tassello
Accessories with screw and plug fixing



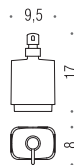
Accessori d'appoggio
Free-standing accessories



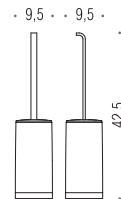
W4240
Porta sapone d'appoggio
Standing soap dish holder



W4241
Porta bicchiere d'appoggio
Standing glass holder




W4281
Spandisapone (L 0,36) d'appoggio
Standing soap dispenser



W4206
Porta scopino d'appoggio
Standing brush holder






30

ANNIVERSARY
CELEBRATION
COLLECTION

TRENTA



“Non sono gli anni della tua vita
che contano, ma la vita nei tuoi anni.”

“It is not the years of your life that matter,
but the life in your years”.

Abraham Lincoln

**Trenta, come gli anni di Colombo Design.
Trent'anni di impegno costante, passione
condivisa, scelte audaci e obiettivi raggiunti.
Per celebrare questa importante tappa,
Colombo Design ha affidato a Luca Colombo
e Pio & Tito Toso la creazione di una nuova
collezione di accessori per l'arredo bagno.
Una serie nata a “sei mani” dall'unione del
pensiero progettuale e creativo dei tre
designers, caratterizzata da un tratto
morbido ed essenziale che le conferisce uno
stile moderno, evidenziato dalle tre finiture
proposte: Cromo, Neromat (RAL 9005)
e PVD Grafite Mat.**

Trenta, like the years of Colombo Design.
Thirty years of constant effort, shared passion,
daring choices and achievements.
To celebrate this important milestone,
Colombo Design has entrusted Luca Colombo
and Pio & Tito Toso with the creation of a
new collection of bathroom fittings. A series
born in "six hands" from the creative mind
of the three designers, characterized by a soft
and essential line that gives it a modern style,
highlighted by the three finishes proposed:
Chrome, Matt Black (RAL 9005) and
PVD Matt Graphite.



B3001



B3002
B9340



B3041 - B9341 - B3040





B3012



B3031



B3009
B3010
B3011
B3011XL





PT17





B3008

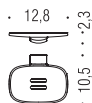


B3007
B3006



TRENTA

Design: Luca Colombo / Pio e Tito Toso lab



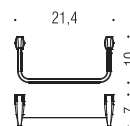
B3001
Porta sapone inamovibile
Irremovable soap dish holder



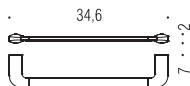
B3002
Porta bicchiere
Glass holder



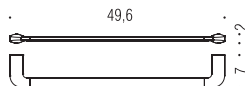
B9340
Spandisapone (L.0,30)
Soap dispenser



B3031
Porta salvietta ad anello
Ring towel holder



B3009
Porta salvietta
Towel holder



B3010
Porta salvietta
Towel holder



PT17
Appenditutto
Hook



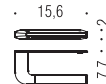
PT27
Appenditutto
Hook



B3011
Porta salvietta
Towel holder



B3011XL
Porta salvietta
Towel holder



B3008
Porta rotolo reversibile
Reversible paper holder



Materiale
Material

Ottone / Cromall®
Brass / Cromall®

Finiture
Finishes



Cromo
Chrome



Grafite Mat
Matt Graphite



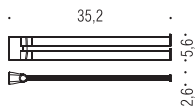
Nero Opaco RAL 9005
Matt Black



Accessori con fissaggio vite e tassello
Accessories with screw and plug fixing



Accessori d'appoggio
Free-standing accessories



B3012
Porta salvietta doppio a snodo
Double bar towel holder



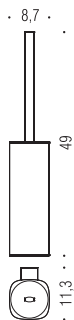
B3040
Porta sapone d'appoggio
Standing soap dish holder



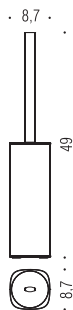
B3041
Porta bicchiere d'appoggio
Standing glass holder



B9341
Spandisapone (L 0,30) d'appoggio
Standing soap dispenser



B3007
Porta scopino
Hanging brush holder



B3006
Porta scopino d'appoggio
Standing brush holder



